

Cancer Patient Experience Survey

2023 Results

Barts Health NHS Trust

Published July 2024

Contents

Executive summary	3
Introduction	4
Methodology	4
Understanding the results	5
Further information	7
Response rate	8
Expected range charts	10
Comparability tables	14
Tumour group tables	18
Age group tables	23
Male/Female/Non-binary/Other tables	27
Ethnicity tables	32
IMD quintile tables	36
Long-term condition status tables	40
Year on year charts	44

Executive summary

Barts Health NHS Trust has no scores above expected range

Questions below expected range

	Case mix adjusted scores			National score
	2023 score	Lower expected range	Upper expected range	
Q3. Referral for diagnosis was explained in a way the patient could completely understand	61%	61%	72%	67%
Q5. Patient received all the information needed about the diagnostic test in advance	89%	90%	95%	92%
Q6. Diagnostic test staff appeared to completely have all the information they needed about the patient	79%	80%	87%	83%
Q7. Patient felt the length of time waiting for diagnostic test results was about right	72%	73%	82%	78%
Q19. Patient found advice from main contact person was very or quite helpful	91%	94%	98%	96%
Q20. Treatment options were explained in a way the patient could completely understand	79%	79%	86%	82%
Q21. Patient was definitely involved as much as they wanted to be in decisions about their treatment	75%	76%	83%	80%
Q26. Care team reviewed the patient's care plan with them to ensure it was up to date	97%	97%	100%	99%
Q32. Patient's family, or someone close, was definitely able to talk to a member of the team looking after the patient in hospital	63%	63%	77%	70%
Q33. Patient was always involved in decisions about their care and treatment whilst in hospital	64%	65%	76%	70%
Q39. Patient was always able to discuss worries and fears with hospital staff while being treated as an outpatient or day case	72%	75%	83%	79%
Q41_5. Beforehand patient completely had enough understandable information about immunotherapy	71%	75%	92%	84%
Q42_5. Patient completely had enough understandable information about their response to immunotherapy	70%	71%	90%	81%
Q43. Patient felt the length of waiting time at clinic and day unit for cancer treatment was about right	63%	71%	86%	78%
Q45. Patient was always offered practical advice on dealing with any immediate side effects from treatment	64%	66%	75%	70%
Q48. Patient was definitely able to discuss options for managing the impact of any long-term side effects	49%	49%	60%	55%
Q49. Care team gave family, or someone close, all the information needed to help care for the patient at home	55%	56%	67%	62%
Q51. Patient definitely received the right amount of support from their GP practice during treatment	38%	41%	52%	46%
Q55. Patient was given enough information about the possibility and signs of cancer coming back or spreading	56%	58%	69%	64%
Q56. The whole care team worked well together	85%	87%	93%	90%
Q59. Patient's average rating of care scored from very poor to very good	8.6	8.7	9.1	8.9

Introduction

The National Cancer Patient Experience Survey 2023 is the thirteenth iteration of the survey first undertaken in 2010. It has been designed to monitor progress on cancer care; to provide information to drive local quality improvements; to assist commissioners and providers of cancer care; and to inform the work of the various charities and stakeholder groups supporting cancer patients.

The survey was undertaken by Picker on behalf of NHS England and it was overseen by a national Cancer Patient Experience Advisory Group. This Advisory Group set the principles and objectives of the survey programme and guided questionnaire development. The survey was commissioned and managed by NHS England. The survey provider, Picker, is responsible for designing, running and analysing the survey.

The 2023 survey involved 132 NHS Trusts. Out of 121,121 people, 63,428 people responded to the survey, yielding a response rate of 52%.

Methodology

Eligibility, fieldwork and survey methods

The sample for the survey included all adult (aged 16 and over) NHS patients, with a confirmed primary diagnosis of cancer, discharged from an NHS Trust after an inpatient episode or day case attendance for cancer related treatment in the months of April, May and June 2023. The fieldwork for the survey was undertaken between November 2023 and February 2024.

As in the previous eight years, the survey used a mixed mode methodology. Questionnaires were sent by post, with two reminders where necessary, but also included an option to complete the questionnaire online. A Freephone helpline and email was available for respondents to opt out, ask questions about the survey, enable them to complete their questionnaire over the phone and provide access to a translation and interpreting facility for those whose first language was not English.

Note on question comparability

The questionnaire was redeveloped for the 2021 National Cancer Patient Experience Survey. Year on year comparisons between 2021, 2022 and 2023 are included in this report for most questions. A review of the questionnaire in 2023 saw four changes being made:

- The question text for Q23 and Q42 were amended. These questions are no longer deemed comparable to 2021 and 2022.
- The long-term condition question (Q67) was amended to include “Autism or autism spectrum condition” as a response option. And the “Neurological condition” answer option was updated to include an example condition changing it to “Neurological condition, such as epilepsy”. These changes see the answer option “Neurological condition, such as epilepsy” as no longer being deemed comparable to 2021 and 2022.
- The ethnic group question (Q71) was amended to include “Roma” as an answer option. The ethnic group question is still deemed comparable to 2021 and 2022.

Case-mix adjustment

Both unadjusted and adjusted scores are presented in this report. Case-mix adjusted scores allow us to account for the impact that differing patient populations might have on results. By using the case-mix adjusted estimates we can obtain a greater understanding of how a Trust is performing given their patient population. The factors taken into account in this case-mix adjustment are Male/Female/Non-binary/Other, age, ethnicity, deprivation, and cancer type.

Unadjusted data should be used to see the actual responses from patients relating to the Trust. Case-mix adjusted data, together with expected ranges, should be used to understand whether the results are significantly higher or lower than national results taking account of the patient mix.

Scoring methodology

Sixty-one questions from the questionnaire are scored as these questions relate directly to patient experience. For all but one question (Q59), the score shows the percentage of respondents who gave

the most favourable response to a question. For Q59, respondents rate their overall care on a scale of 0 to 10, of which the average was calculated for this question's score. The percentages in this report have been rounded to the nearest percentage point. Therefore, in some cases the figures do not appear to add up to 100%.

In 2022, following a review of the scoring methodology, a change was made to the scoring of Q12 such that the response option "No, I was told by letter or email" is no longer considered neutral and is now scored as negative.

Statistical significance

In the reporting of 2023 results, appropriate statistical tests have been undertaken to identify unadjusted scores for which the change over time is 'statistically significant'. A statistically significant difference means that the change in the result is very unlikely to have occurred by chance.

Suppression

Data is suppressed for two reasons: to ensure unreliable results based on very small numbers of respondents are not released, and to prevent individuals being identifiable in the data.

In cases where a result is based on fewer than 10 responses, the result has been suppressed. For example, where fewer than 10 people answered a question from a particular Trust, the results are not shown for that question for that Trust.

For Trusts with an eligible population of 1,000 or fewer, data relating to the respondent and their condition has been suppressed where 5 people or fewer were in a particular category. In instances where only one has been suppressed, the next lowest category has been suppressed to prevent back calculation from the total number of responses.

Additional suppression

Additional suppression happens if only **one** Trust has a score suppressed. If this happens, we will suppress another Trust's results (both the Trust level and sub-group results for the question) based on the next lowest number of respondents for the score. We do this so that the national score cannot be used to work out the score for the individual Trust.

The same rule applies to groups in each sub-group breakdown. For example, if only one Trust has the 85+ age group suppressed for Q25 we will need to suppress another Trust's results for the 85+ age group on Q25. This suppression is based on the 85+ age group with the next lowest number of respondents for Q25.

Understanding the results

This report shows how this Trust scored for each question in the survey compared with national results. It is aimed at helping individual Trusts to understand their performance and identify areas for local improvement. Below is a description of the type of results presented within this report and how to understand them.

Expected range charts

The expected range charts in this report show a bar with the lowest and highest score received for each question nationally. Within this bar, an expected range is given (within the grey bar) and a black diamond represents the actual score for this Trust.

Trusts whose score is above the upper limit of the expected range (in the dark blue) are positive outliers, with a score statistically significantly higher than the national mean. This indicates that the Trust performs better than what Trusts of the same size and demographics are expected to perform. The opposite is true if the score is below the lower limit of the expected range (in the light blue); these are negative outliers. For scores within the expected range (in the grey), the score is what we would expect given the Trust's size and demographics.

Comparability tables

The comparability tables show the 2022 and 2023 unadjusted scores for this Trust for each scored question. The Change 2022-2023 and Change overall columns show whether the scores show a statistically significant variation between years. This is shown between 2022-2023 and as an overall

between 2021-2023. An upwards arrow indicates a statistically significant increase, a downwards arrow indicates a statistically significant decrease and no arrow indicates no statistically significant change.

The adjusted 2023 score will also be presented for each scored question along with the lower and upper expected range and national score. Scores above the upper limit of the expected range will be highlighted dark blue, scores below the lower limit of the expected range will be highlighted light blue, and scores within the lower and upper limit of the expected ranges will be highlighted grey.

Sub-group breakdowns

Unadjusted scores are shown for tumour group, Male/Female/Non-binary/Other, age, IMD quintile, long-term condition status and ethnicity breakdowns. Unadjusted scores for the same sub-group across different Trusts may not be comparable, as they do not account for the impact that differing patient populations might have on results.

Tumour group tables

The tumour group tables show the unadjusted scores for each scored question for each of the 13 tumour groups. Central nervous system is abbreviated as 'CNS' and lower gastrointestinal tract is abbreviated as 'LGT' throughout this report.

Age group tables

The age group tables show the unadjusted scores for each scored question for each of the eight age groups.

Male/Female/Non-binary/Other tables

These tables show the unadjusted scores for the following groups male; female; non-binary; prefer to self-describe; and prefer not to say.

Ethnicity tables

The ethnicity tables show the unadjusted scores for six ethnicity groups.

Long-term condition status tables

The long-term condition status tables show the unadjusted scores for two groups: those who indicate they have one or more long-term conditions and those who indicate that they have no long-term conditions.

IMD quintile tables

The IMD quintile tables show the unadjusted scores for five quintiles based on relative disadvantage, with quintile 1 being the most deprived and quintile 5 being the least deprived.

Year on year charts

The year on year charts show three columns representing the unadjusted scores of the last three years (2021, 2022 and 2023) for each scored question.

National level and England level data

In some cases (343 respondents in 2023), patients from outside England (from Wales, Scotland, Northern Ireland, the Channel Islands or the Isle of Man) are referred to English NHS Trusts for treatment. These patients are described as 'Non-England' in the data.

National level data (England and Non-England) is used for:

- Response rate section
- National column in comparability tables section
- Sub-group tables section (Tumour group tables, Age group tables, Male/Female/Non-binary/Other tables, Ethnicity tables, IMD quintile tables and Long-term condition status tables)

England only level data is used for:

- Expected range charts section (as case-mix adjustment includes IMD data specific to England)
- Comparability tables section
- Year on year charts section.

Further information

This research was carried out in accordance with the international standard for organisations conducting market and social research (accreditation to ISO20252:2019; certificate number GB08/74322). Our statistical practice is regulated by the Office for Statistics Regulation (OSR). OSR sets the standards of trustworthiness, quality, and value in the Code of Practice for Statistics that all producers of official statistics should adhere to. You are welcome to contact us directly with any comments about how we meet these standards. Alternatively, you can contact OSR by emailing regulation@statistics.gov.uk or via the OSR website.

For more information on the methodology, please see the Technical Document. It can be viewed along with the 2023 questionnaire and survey guidance on the website at www.ncpes.co.uk. For all other outputs at Trust level, please see the Excel tables and dashboards at www.ncpes.co.uk.

Response rate

Overall response rate

474 patients responded out of a total of 1,254 patients, resulting in a response rate of 38%.

	Sample size	Adjusted sample	Completed	Response rate
Overall response rate	1,334	1,254	474	38%
National	129,231	121,121	63,438	52%

Respondents by survey type

	Number of respondents
Paper	349
Online	125
Phone	0
Translation service	0
Total	474

Respondents by tumour group

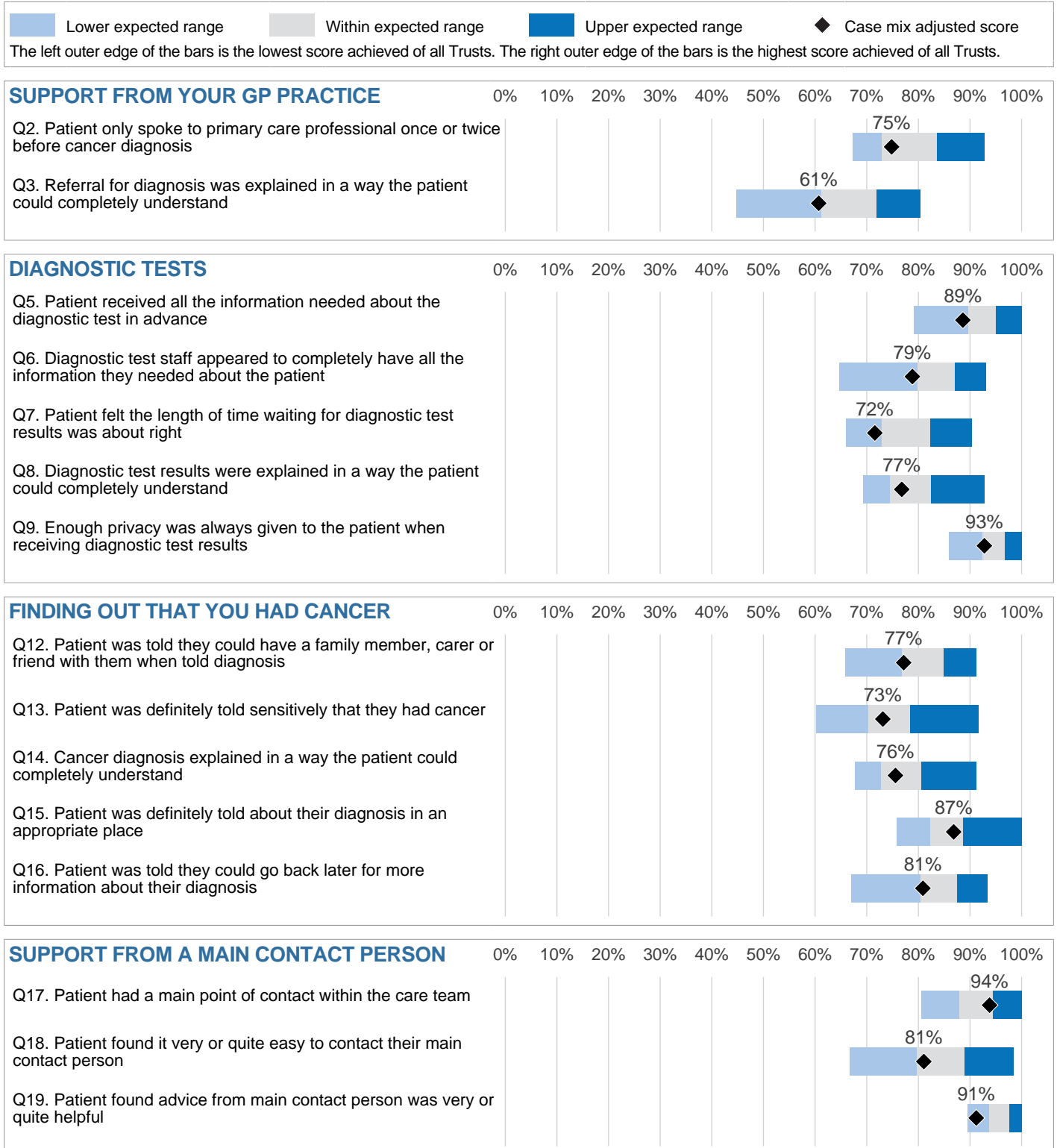
	Number of respondents
Brain / CNS	1
Breast	118
Colorectal / LGT	74
Gynaecological	43
Haematological	44
Head and neck	13
Lung	44
Prostate	15
Sarcoma	2
Skin	15
Upper gastro	28
Urological	35
Other	42
Total	474

Respondents by ethnicity

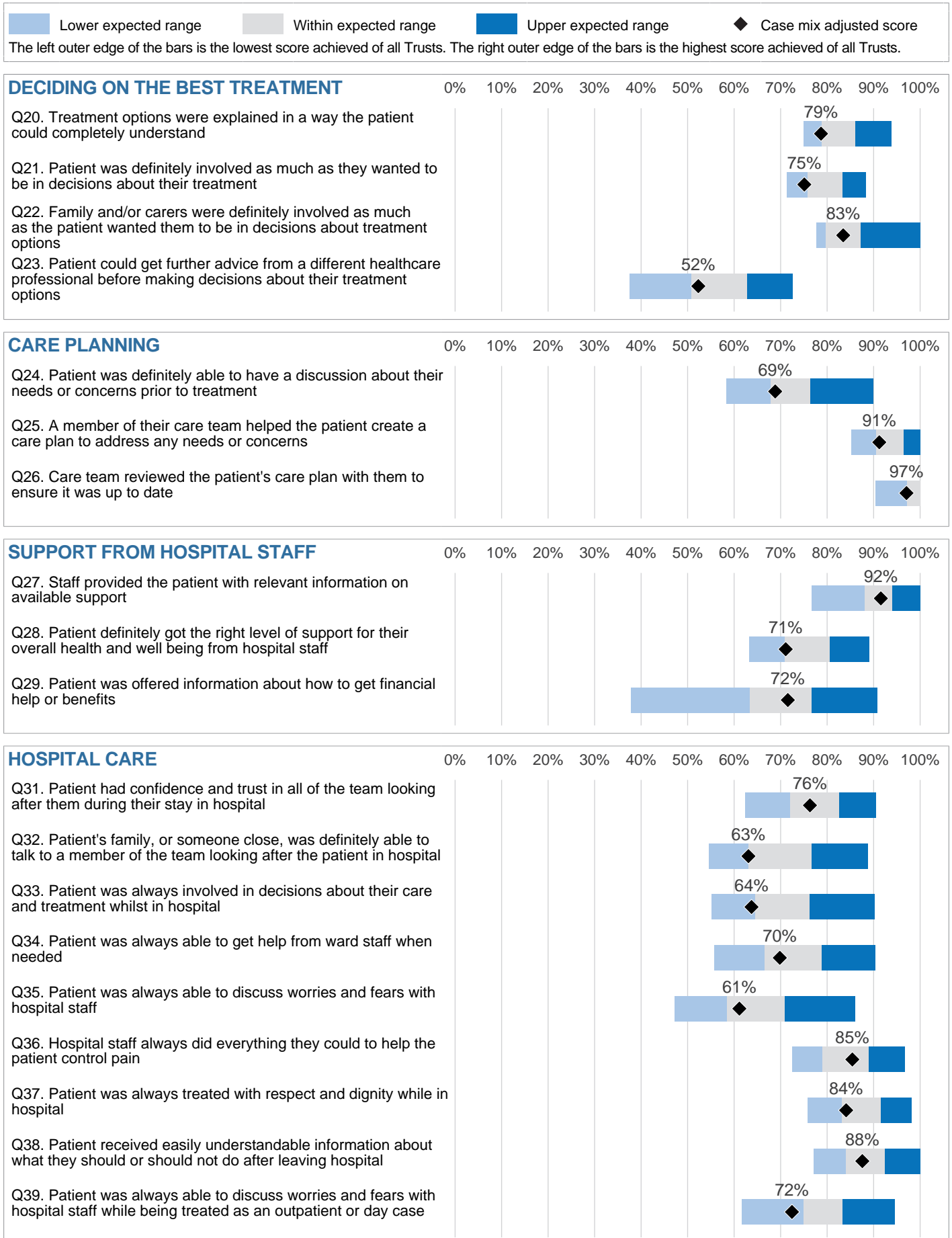
	Number of respondents
White	
English / Welsh / Scottish / Northern Irish / British	270
Irish	9
Gypsy or Irish Traveller	*
Roma	*
Any other White background	39
Mixed / Multiple Ethnic Groups	
White and Black Caribbean	*
White and Black African	*
White and Asian	*
Any other Mixed / multiple ethnic background	*
Asian or Asian British	
Indian	18
Pakistani	9
Bangladeshi	12
Chinese	6
Any other Asian background	10
Black / African / Caribbean / Black British	
African	20
Caribbean	24
Any other Black / African / Caribbean background	*
Other Ethnicity	
Arab	*
Any other ethnic group	*
Not given	
Not given	37
Total	474

* indicates the count is not shown due to suppression


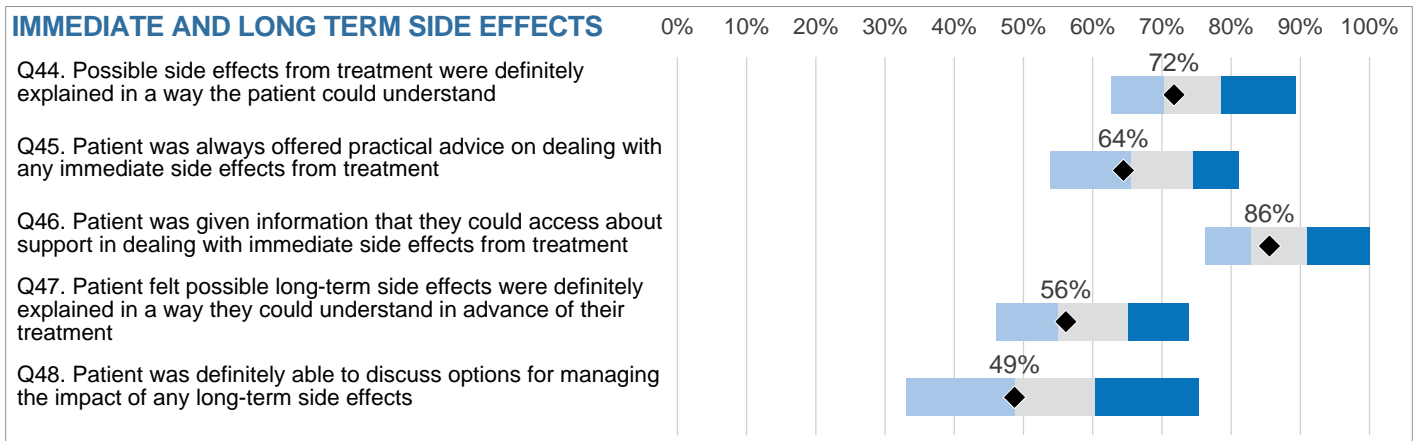
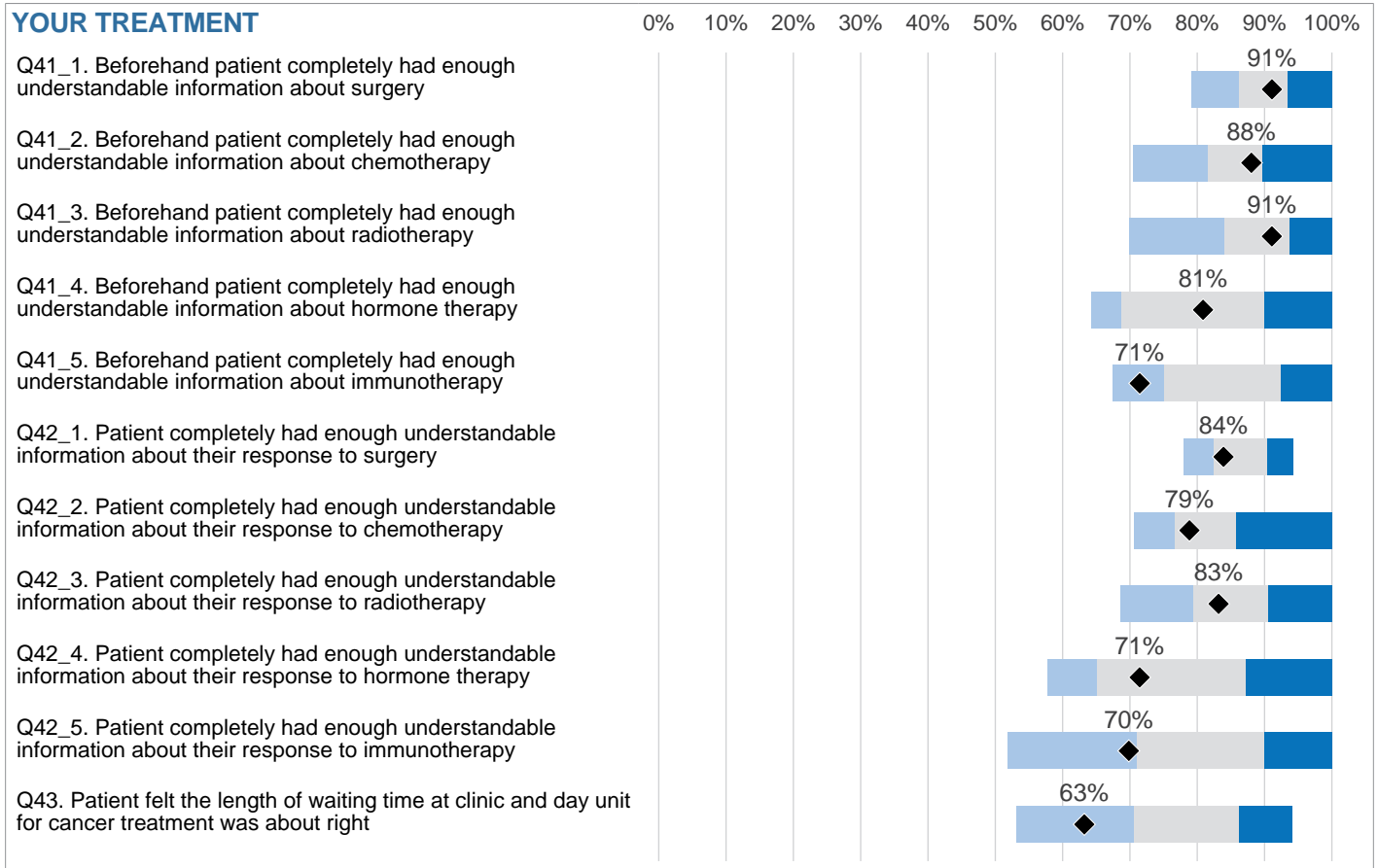
Expected range charts



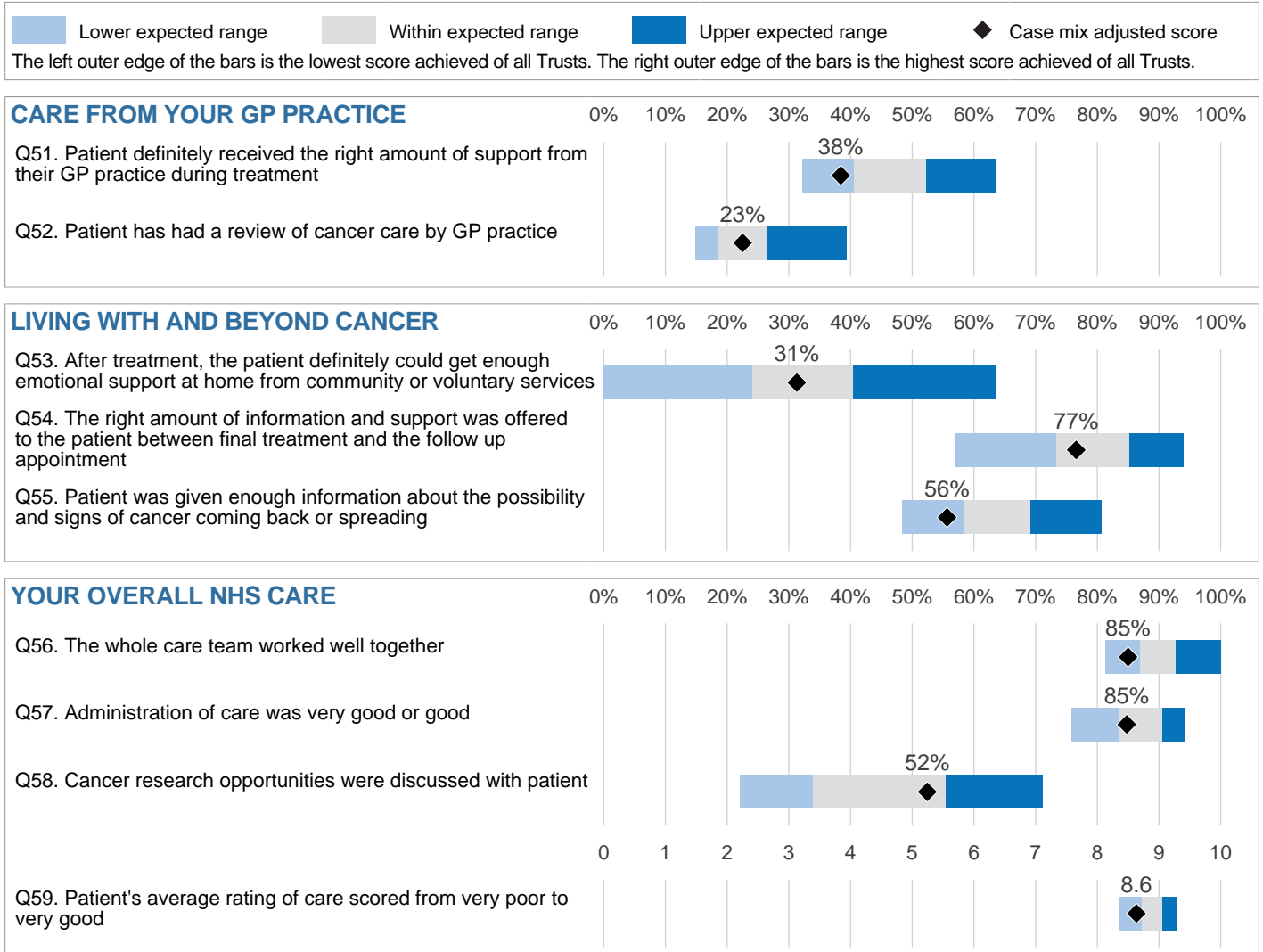
Expected range charts



Expected range charts



Expected range charts



Comparability tables

* Indicates where a score is not available due to suppression or a low base size. ▲ or ▼

** No score available for 2022.

Change 2022-2023: Indicates where 2023 score is significantly higher or lower than 2022 score.
Change overall: Indicates significant change overall (2021, 2022, and 2023).

 Adjusted Score below Lower Expected Range
 Adjusted Score between Upper and Lower Expected Ranges
 Adjusted Score above Upper Expected Range

SUPPORT FROM YOUR GP PRACTICE	Unadjusted scores						Case mix adjusted scores			National score
	2022 n	2022 score	2023 n	2023 score	Change 2022-2023	Change overall	2023 score	Lower expected range	Upper expected range	
Q2. Patient only spoke to primary care professional once or twice before cancer diagnosis	152	73%	224	72%			75%	73%	84%	78%
Q3. Referral for diagnosis was explained in a way the patient could completely understand	210	58%	301	59%			61%	61%	72%	67%

DIAGNOSTIC TESTS	Unadjusted scores						Case mix adjusted scores			National score
	2022 n	2022 score	2023 n	2023 score	Change 2022-2023	Change overall	2023 score	Lower expected range	Upper expected range	
Q5. Patient received all the information needed about the diagnostic test in advance	275	89%	390	88%			89%	90%	95%	92%
Q6. Diagnostic test staff appeared to completely have all the information they needed about the patient	292	79%	409	76%			79%	80%	87%	83%
Q7. Patient felt the length of time waiting for diagnostic test results was about right	297	75%	412	70%			72%	73%	82%	78%
Q8. Diagnostic test results were explained in a way the patient could completely understand	298	77%	414	75%			77%	74%	82%	78%
Q9. Enough privacy was always given to the patient when receiving diagnostic test results	299	94%	415	92%			93%	92%	97%	95%

FINDING OUT THAT YOU HAD CANCER	Unadjusted scores						Case mix adjusted scores			National score
	2022 n	2022 score	2023 n	2023 score	Change 2022-2023	Change overall	2023 score	Lower expected range	Upper expected range	
Q12. Patient was told they could have a family member, carer or friend with them when told diagnosis	308	74%	429	78%		▲	77%	77%	85%	81%
Q13. Patient was definitely told sensitively that they had cancer	333	73%	463	74%			73%	70%	78%	74%
Q14. Cancer diagnosis explained in a way the patient could completely understand	338	75%	461	75%			76%	73%	81%	77%
Q15. Patient was definitely told about their diagnosis in an appropriate place	336	88%	461	87%			87%	82%	89%	86%
Q16. Patient was told they could go back later for more information about their diagnosis	303	83%	413	82%			81%	80%	87%	84%

SUPPORT FROM A MAIN CONTACT PERSON	Unadjusted scores						Case mix adjusted scores			National score
	2022 n	2022 score	2023 n	2023 score	Change 2022-2023	Change overall	2023 score	Lower expected range	Upper expected range	
Q17. Patient had a main point of contact within the care team	327	93%	455	94%			94%	88%	94%	91%
Q18. Patient found it very or quite easy to contact their main contact person	285	77%	389	80%			81%	80%	89%	84%
Q19. Patient found advice from main contact person was very or quite helpful	292	94%	399	91%			91%	94%	98%	96%

Comparability tables

* Indicates where a score is not available due to suppression or a low base size.

** No score available for 2022.

▲ or ▼

Change 2022-2023: Indicates where 2023 score is significantly higher or lower than 2022 score.
Change overall: Indicates significant change overall (2021, 2022, and 2023).

	Adjusted Score below Lower Expected Range
	Adjusted Score between Upper and Lower Expected Ranges
	Adjusted Score above Upper Expected Range

DECIDING ON THE BEST TREATMENT	Unadjusted scores						Case mix adjusted scores			National score
	2022 n	2022 score	2023 n	2023 score	Change 2022-2023	Change overall	2023 score	Lower expected range	Upper expected range	
Q20. Treatment options were explained in a way the patient could completely understand	314	81%	432	78%			79%	79%	86%	82%
Q21. Patient was definitely involved as much as they wanted to be in decisions about their treatment	332	73%	455	74%			75%	76%	83%	80%
Q22. Family and/or carers were definitely involved as much as the patient wanted them to be in decisions about treatment options	273	81%	384	82%		▲	83%	80%	87%	83%
Q23. Patient could get further advice from a different healthcare professional before making decisions about their treatment options	**	**	262	52%			52%	51%	63%	57%

CARE PLANNING	Unadjusted scores						Case mix adjusted scores			National score
	2022 n	2022 score	2023 n	2023 score	Change 2022-2023	Change overall	2023 score	Lower expected range	Upper expected range	
Q24. Patient was definitely able to have a discussion about their needs or concerns prior to treatment	299	69%	424	69%			69%	68%	77%	72%
Q25. A member of their care team helped the patient create a care plan to address any needs or concerns	184	91%	264	92%			91%	91%	96%	94%
Q26. Care team reviewed the patient's care plan with them to ensure it was up to date	141	99%	205	97%			97%	97%	100%	99%

SUPPORT FROM HOSPITAL STAFF	Unadjusted scores						Case mix adjusted scores			National score
	2022 n	2022 score	2023 n	2023 score	Change 2022-2023	Change overall	2023 score	Lower expected range	Upper expected range	
Q27. Staff provided the patient with relevant information on available support	288	90%	408	91%			92%	88%	94%	91%
Q28. Patient definitely got the right level of support for their overall health and well being from hospital staff	334	73%	460	71%			71%	71%	81%	76%
Q29. Patient was offered information about how to get financial help or benefits	227	64%	316	72%			72%	63%	77%	70%

Comparability tables

* Indicates where a score is not available due to suppression or a low base size.

** No score available for 2022.

▲ or ▼

Change 2022-2023: Indicates where 2023 score is significantly higher or lower than 2022 score.
Change overall: Indicates significant change overall (2021, 2022, and 2023).

	Adjusted Score below Lower Expected Range
	Adjusted Score between Upper and Lower Expected Ranges
	Adjusted Score above Upper Expected Range

HOSPITAL CARE	Unadjusted scores						Case mix adjusted scores			National score
	2022 n	2022 score	2023 n	2023 score	Change 2022-2023	Change overall	2023 score	Lower expected range	Upper expected range	
Q31. Patient had confidence and trust in all of the team looking after them during their stay in hospital	192	80%	244	76%			76%	72%	83%	77%
Q32. Patient's family, or someone close, was definitely able to talk to a member of the team looking after the patient in hospital	144	64%	190	64%		▲	63%	63%	77%	70%
Q33. Patient was always involved in decisions about their care and treatment whilst in hospital	182	69%	239	64%			64%	65%	76%	70%
Q34. Patient was always able to get help from ward staff when needed	187	73%	237	70%			70%	67%	79%	73%
Q35. Patient was always able to discuss worries and fears with hospital staff	176	72%	225	61%			61%	59%	71%	65%
Q36. Hospital staff always did everything they could to help the patient control pain	167	84%	210	85%			85%	79%	89%	84%
Q37. Patient was always treated with respect and dignity while in hospital	190	89%	240	83%			84%	83%	92%	87%
Q38. Patient received easily understandable information about what they should or should not do after leaving hospital	181	88%	230	87%			88%	84%	92%	88%
Q39. Patient was always able to discuss worries and fears with hospital staff while being treated as an outpatient or day case	282	76%	395	70%			72%	75%	83%	79%

YOUR TREATMENT	Unadjusted scores						Case mix adjusted scores			National score
	2022 n	2022 score	2023 n	2023 score	Change 2022-2023	Change overall	2023 score	Lower expected range	Upper expected range	
Q41_1. Beforehand patient completely had enough understandable information about surgery	238	84%	278	91%			91%	86%	93%	90%
Q41_2. Beforehand patient completely had enough understandable information about chemotherapy	206	80%	285	88%	▲		88%	82%	90%	86%
Q41_3. Beforehand patient completely had enough understandable information about radiotherapy	134	87%	164	91%			91%	84%	94%	89%
Q41_4. Beforehand patient completely had enough understandable information about hormone therapy	35	66%	56	79%			81%	69%	90%	79%
Q41_5. Beforehand patient completely had enough understandable information about immunotherapy	39	79%	69	72%			71%	75%	92%	84%
Q42_1. Patient completely had enough understandable information about their response to surgery	**	**	281	84%			84%	82%	90%	86%
Q42_2. Patient completely had enough understandable information about their response to chemotherapy	**	**	286	79%			79%	77%	86%	81%
Q42_3. Patient completely had enough understandable information about their response to radiotherapy	**	**	162	83%			83%	80%	91%	85%
Q42_4. Patient completely had enough understandable information about their response to hormone therapy	**	**	57	68%			71%	65%	87%	76%
Q42_5. Patient completely had enough understandable information about their response to immunotherapy	**	**	67	70%			70%	71%	90%	81%
Q43. Patient felt the length of waiting time at clinic and day unit for cancer treatment was about right	321	61%	445	61%			63%	71%	86%	78%

Comparability tables

* Indicates where a score is not available due to suppression or a low base size. ▲ or ▼
** No score available for 2022.

Change 2022-2023: Indicates where 2023 score is significantly higher or lower than 2022 score.
Change overall: Indicates significant change overall (2021, 2022, and 2023).

 Adjusted Score below Lower Expected Range
 Adjusted Score between Upper and Lower Expected Ranges
 Adjusted Score above Upper Expected Range

IMMEDIATE AND LONG TERM SIDE EFFECTS	Unadjusted scores						Case mix adjusted scores			National score
	2022 n	2022 score	2023 n	2023 score	Change 2022-2023	Change overall	2023 score	Lower expected range	Upper expected range	
Q44. Possible side effects from treatment were definitely explained in a way the patient could understand	317	69%	435	72%			72%	70%	79%	74%
Q45. Patient was always offered practical advice on dealing with any immediate side effects from treatment	310	65%	419	65%			64%	66%	75%	70%
Q46. Patient was given information that they could access about support in dealing with immediate side effects from treatment	250	85%	344	85%			86%	83%	91%	87%
Q47. Patient felt possible long-term side effects were definitely explained in a way they could understand in advance of their treatment	303	54%	419	58%			56%	55%	65%	60%
Q48. Patient was definitely able to discuss options for managing the impact of any long-term side effects	271	48%	365	49%			49%	49%	60%	55%

SUPPORT WHILE AT HOME	Unadjusted scores						Case mix adjusted scores			National score
	2022 n	2022 score	2023 n	2023 score	Change 2022-2023	Change overall	2023 score	Lower expected range	Upper expected range	
Q49. Care team gave family, or someone close, all the information needed to help care for the patient at home	226	56%	307	55%			55%	56%	67%	62%
Q50. During treatment, the patient definitely got enough care and support at home from community or voluntary services	161	48%	198	47%			48%	45%	59%	52%

CARE FROM YOUR GP PRACTICE	Unadjusted scores						Case mix adjusted scores			National score
	2022 n	2022 score	2023 n	2023 score	Change 2022-2023	Change overall	2023 score	Lower expected range	Upper expected range	
Q51. Patient definitely received the right amount of support from their GP practice during treatment	203	35%	280	38%			38%	41%	52%	46%
Q52. Patient has had a review of cancer care by GP practice	305	24%	424	25%			23%	19%	27%	23%

LIVING WITH AND BEYOND CANCER	Unadjusted scores						Case mix adjusted scores			National score
	2022 n	2022 score	2023 n	2023 score	Change 2022-2023	Change overall	2023 score	Lower expected range	Upper expected range	
Q53. After treatment, the patient definitely could get enough emotional support at home from community or voluntary services	96	25%	126	33%			31%	24%	40%	32%
Q54. The right amount of information and support was offered to the patient between final treatment and the follow up appointment	161	75%	227	75%			77%	73%	85%	79%
Q55. Patient was given enough information about the possibility and signs of cancer coming back or spreading	264	53%	369	54%			56%	58%	69%	64%

YOUR OVERALL NHS CARE	Unadjusted scores						Case mix adjusted scores			National score
	2022 n	2022 score	2023 n	2023 score	Change 2022-2023	Change overall	2023 score	Lower expected range	Upper expected range	
Q56. The whole care team worked well together	324	89%	431	86%			85%	87%	93%	90%
Q57. Administration of care was very good or good	328	83%	455	85%			85%	83%	91%	87%
Q58. Cancer research opportunities were discussed with patient	210	51%	300	54%			52%	34%	55%	45%
Q59. Patient's average rating of care scored from very poor to very good	321	8.7	447	8.5			8.6	8.7	9.1	8.9

Tumour group tables

* Indicates where a score is not available due to suppression or a low base size.

	Tumour group													
	Brain / CNS	Breast	Colorectal / LGT	Gynaecological	Haematological	Head and neck	Lung	Prostate	Sarcoma	Skin	Upper gastro	Urological	Other	All cancers
Q2. Patient only spoke to primary care professional once or twice before cancer diagnosis	*	83%	62%	70%	83%	*	50%	*	*	*	42%	86%	68%	72%
Q3. Referral for diagnosis was explained in a way the patient could completely understand	*	74%	51%	53%	58%	55%	37%	36%	*	75%	60%	57%	68%	59%

	Tumour group													
	Brain / CNS	Breast	Colorectal / LGT	Gynaecological	Haematological	Head and neck	Lung	Prostate	Sarcoma	Skin	Upper gastro	Urological	Other	All cancers
Q5. Patient received all the information needed about the diagnostic test in advance	*	85%	85%	88%	91%	*	89%	86%	*	90%	91%	96%	90%	88%
Q6. Diagnostic test staff appeared to completely have all the information they needed about the patient	*	70%	78%	79%	89%	50%	75%	85%	*	83%	92%	66%	82%	76%
Q7. Patient felt the length of time waiting for diagnostic test results was about right	*	74%	70%	68%	78%	45%	63%	79%	*	75%	60%	73%	73%	70%
Q8. Diagnostic test results were explained in a way the patient could completely understand	*	69%	81%	76%	86%	55%	74%	71%	*	92%	72%	74%	85%	75%
Q9. Enough privacy was always given to the patient when receiving diagnostic test results	*	93%	92%	97%	92%	73%	93%	93%	*	83%	92%	84%	97%	92%

	Tumour group													
	Brain / CNS	Breast	Colorectal / LGT	Gynaecological	Haematological	Head and neck	Lung	Prostate	Sarcoma	Skin	Upper gastro	Urological	Other	All cancers
Q12. Patient was told they could have a family member, carer or friend with them when told diagnosis	*	82%	84%	85%	72%	55%	88%	62%	*	58%	69%	77%	69%	78%
Q13. Patient was definitely told sensitively that they had cancer	*	77%	79%	81%	77%	55%	71%	53%	*	80%	56%	71%	73%	74%
Q14. Cancer diagnosis explained in a way the patient could completely understand	*	77%	77%	71%	82%	50%	79%	73%	*	80%	67%	71%	78%	75%
Q15. Patient was definitely told about their diagnosis in an appropriate place	*	93%	88%	93%	84%	77%	90%	80%	*	80%	77%	79%	88%	87%
Q16. Patient was told they could go back later for more information about their diagnosis	*	85%	84%	79%	87%	100%	86%	69%	*	79%	60%	79%	83%	82%

Tumour group tables

* Indicates where a score is not available due to suppression or a low base size.

	Tumour group													
	Brain / CNS	Breast	Colorectal / LGT	Gynaecological	Haematological	Head and neck	Lung	Prostate	Sarcoma	Skin	Upper gastro	Urological	Other	All cancers
Q17. Patient had a main point of contact within the care team	*	97%	93%	95%	98%	100%	90%	93%	*	79%	92%	88%	95%	94%
Q18. Patient found it very or quite easy to contact their main contact person	*	75%	75%	78%	95%	82%	88%	70%	*	*	68%	92%	86%	80%
Q19. Patient found advice from main contact person was very or quite helpful	*	90%	88%	92%	98%	73%	97%	91%	*	*	86%	96%	87%	91%

	Tumour group													
	Brain / CNS	Breast	Colorectal / LGT	Gynaecological	Haematological	Head and neck	Lung	Prostate	Sarcoma	Skin	Upper gastro	Urological	Other	All cancers
Q20. Treatment options were explained in a way the patient could completely understand	*	76%	81%	85%	85%	60%	83%	67%	*	85%	61%	74%	82%	78%
Q21. Patient was definitely involved as much as they wanted to be in decisions about their treatment	*	68%	72%	85%	88%	73%	76%	73%	*	93%	62%	66%	73%	74%
Q22. Family and/or carers were definitely involved as much as the patient wanted them to be in decisions about treatment options	*	79%	80%	91%	89%	73%	83%	75%	*	77%	76%	79%	91%	82%
Q23. Patient could get further advice from a different healthcare professional before making decisions about their treatment options	*	52%	46%	48%	57%	60%	60%	*	*	*	39%	55%	59%	52%

	Tumour group													
	Brain / CNS	Breast	Colorectal / LGT	Gynaecological	Haematological	Head and neck	Lung	Prostate	Sarcoma	Skin	Upper gastro	Urological	Other	All cancers
Q24. Patient was definitely able to have a discussion about their needs or concerns prior to treatment	*	59%	70%	85%	78%	90%	68%	58%	*	*	52%	72%	79%	69%
Q25. A member of their care team helped the patient create a care plan to address any needs or concerns	*	88%	95%	87%	97%	*	93%	*	*	*	88%	91%	96%	92%
Q26. Care team reviewed the patient's care plan with them to ensure it was up to date	*	92%	93%	100%	100%	*	96%	*	*	*	100%	100%	100%	97%

	Tumour group													
	Brain / CNS	Breast	Colorectal / LGT	Gynaecological	Haematological	Head and neck	Lung	Prostate	Sarcoma	Skin	Upper gastro	Urological	Other	All cancers
Q27. Staff provided the patient with relevant information on available support	*	94%	89%	95%	95%	73%	89%	83%	*	*	88%	93%	97%	91%
Q28. Patient definitely got the right level of support for their overall health and well being from hospital staff	*	65%	64%	70%	83%	64%	78%	67%	*	67%	67%	74%	83%	71%
Q29. Patient was offered information about how to get financial help or benefits	*	73%	74%	90%	70%	90%	69%	*	*	*	55%	67%	72%	72%

Tumour group tables

* Indicates where a score is not available due to suppression or a low base size.

	Tumour group													
	Brain/ CNS	Breast	Colorectal/ LGT	Gynaecological	Haematological	Head and neck	Lung	Prostate	Sarcoma	Skin	Upper gastro	Urological	Other	All cancers
Q31. Patient had confidence and trust in all of the team looking after them during their stay in hospital	*	72%	81%	71%	65%	*	87%	*	*	*	63%	76%	83%	76%
Q32. Patient's family, or someone close, was definitely able to talk to a member of the team looking after the patient in hospital	*	53%	54%	50%	88%	*	72%	*	*	*	83%	60%	74%	64%
Q33. Patient was always involved in decisions about their care and treatment whilst in hospital	*	58%	62%	70%	60%	*	70%	*	*	*	64%	68%	70%	64%
Q34. Patient was always able to get help from ward staff when needed	*	81%	67%	57%	70%	*	74%	*	*	*	64%	57%	73%	70%
Q35. Patient was always able to discuss worries and fears with hospital staff	*	60%	59%	47%	61%	*	68%	*	*	*	50%	67%	71%	61%
Q36. Hospital staff always did everything they could to help the patient control pain	*	91%	79%	75%	87%	*	90%	*	*	*	91%	74%	80%	85%
Q37. Patient was always treated with respect and dignity while in hospital	*	88%	77%	76%	85%	*	82%	*	*	*	79%	80%	91%	83%
Q38. Patient received easily understandable information about what they should or should not do after leaving hospital	*	81%	90%	95%	85%	*	90%	*	*	*	80%	83%	95%	87%
Q39. Patient was always able to discuss worries and fears with hospital staff while being treated as an outpatient or day case	*	62%	75%	78%	84%	73%	75%	77%	*	50%	62%	70%	71%	70%

	Tumour group													
	Brain/ CNS	Breast	Colorectal/ LGT	Gynaecological	Haematological	Head and neck	Lung	Prostate	Sarcoma	Skin	Upper gastro	Urological	Other	All cancers
Q41_1. Beforehand patient completely had enough understandable information about surgery	*	93%	88%	100%	*	80%	88%	*	*	*	91%	91%	87%	91%
Q41_2. Beforehand patient completely had enough understandable information about chemotherapy	*	87%	89%	96%	91%	*	86%	*	*	*	93%	78%	93%	88%
Q41_3. Beforehand patient completely had enough understandable information about radiotherapy	*	93%	95%	100%	*	*	92%	*	*	*	*	*	77%	91%
Q41_4. Beforehand patient completely had enough understandable information about hormone therapy	*	78%	*	*	*	*	*	70%	*	*	*	*	*	79%
Q41_5. Beforehand patient completely had enough understandable information about immunotherapy	*	71%	*	*	*	*	69%	*	*	*	*	57%	*	72%
Q42_1. Patient completely had enough understandable information about their response to surgery	*	82%	83%	94%	*	64%	83%	*	*	*	91%	77%	91%	84%
Q42_2. Patient completely had enough understandable information about their response to chemotherapy	*	71%	77%	96%	88%	*	81%	*	*	*	69%	78%	90%	79%
Q42_3. Patient completely had enough understandable information about their response to radiotherapy	*	81%	79%	100%	*	*	100%	*	*	*	*	*	75%	83%
Q42_4. Patient completely had enough understandable information about their response to hormone therapy	*	65%	*	*	*	*	*	64%	*	*	*	*	*	68%
Q42_5. Patient completely had enough understandable information about their response to immunotherapy	*	71%	*	*	*	*	69%	*	*	*	*	47%	*	70%
Q43. Patient felt the length of waiting time at clinic and day unit for cancer treatment was about right	*	46%	71%	73%	55%	73%	66%	86%	*	79%	44%	67%	65%	61%

Tumour group tables

* Indicates where a score is not available due to suppression or a low base size.

	Tumour group													
	Brain / CNS	Breast	Colorectal / LGT	Gynaecological	Haematological	Head and neck	Lung	Prostate	Sarcoma	Skin	Upper gastro	Urological	Other	All cancers
Q44. Possible side effects from treatment were definitely explained in a way the patient could understand	*	70%	70%	79%	82%	90%	65%	79%	*	100%	56%	69%	77%	72%
Q45. Patient was always offered practical advice on dealing with any immediate side effects from treatment	*	60%	64%	66%	74%	55%	73%	58%	*	92%	60%	63%	70%	65%
Q46. Patient was given information that they could access about support in dealing with immediate side effects from treatment	*	84%	79%	91%	91%	*	90%	*	*	94%	80%	81%		85%
Q47. Patient felt possible long-term side effects were definitely explained in a way they could understand in advance of their treatment	*	58%	51%	68%	72%	82%	57%	58%	*	*	39%	58%	50%	58%
Q48. Patient was definitely able to discuss options for managing the impact of any long-term side effects	*	38%	52%	55%	65%	50%	50%	60%	*	*	50%	59%	41%	49%

	Tumour group													
	Brain / CNS	Breast	Colorectal / LGT	Gynaecological	Haematological	Head and neck	Lung	Prostate	Sarcoma	Skin	Upper gastro	Urological	Other	All cancers
Q49. Care team gave family, or someone close, all the information needed to help care for the patient at home	*	42%	53%	65%	72%	50%	52%	*	*	*	67%	50%	67%	55%
Q50. During treatment, the patient definitely got enough care and support at home from community or voluntary services	*	33%	44%	70%	74%	*	61%	*	*	*	50%	44%	35%	47%

	Tumour group													
	Brain / CNS	Breast	Colorectal / LGT	Gynaecological	Haematological	Head and neck	Lung	Prostate	Sarcoma	Skin	Upper gastro	Urological	Other	All cancers
Q51. Patient definitely received the right amount of support from their GP practice during treatment	*	30%	49%	59%	48%	*	41%	30%	*	*	17%	55%	25%	38%
Q52. Patient has had a review of cancer care by GP practice	*	21%	32%	28%	23%	*	33%	38%	*	14%	29%	22%	18%	25%

Tumour group tables

* Indicates where a score is not available due to suppression or a low base size.

	Tumour group													
	Brain / CNS	Breast	Colorectal / LGT	Gynaecological	Haematological	Head and neck	Lung	Prostate	Sarcoma	Skin	Upper gastro	Urological	Other	All cancers
Q53. After treatment, the patient definitely could get enough emotional support at home from community or voluntary services	*	15%	38%	43%	*	*	50%	*	*	*	*	25%	27%	33%
Q54. The right amount of information and support was offered to the patient between final treatment and the follow up appointment	*	64%	77%	78%	83%	*	70%	*	*	*	*	88%	80%	75%
Q55. Patient was given enough information about the possibility and signs of cancer coming back or spreading	*	46%	48%	58%	74%	*	53%	50%	*	80%	59%	66%	57%	54%

	Tumour group													
	Brain / CNS	Breast	Colorectal / LGT	Gynaecological	Haematological	Head and neck	Lung	Prostate	Sarcoma	Skin	Upper gastro	Urological	Other	All cancers
Q56. The whole care team worked well together	*	85%	87%	90%	89%	60%	88%	75%	*	92%	85%	84%	90%	86%
Q57. Administration of care was very good or good	*	83%	83%	88%	93%	58%	86%	92%	*	93%	85%	79%	95%	85%
Q58. Cancer research opportunities were discussed with patient	*	51%	57%	64%	47%	*	44%	*	*	61%	61%	68%		54%
Q59. Patient's average rating of care scored from very poor to very good	*	8.5	8.4	8.7	9.0	7.5	8.8	8.6	*	8.6	8.0	8.2	9.1	8.5

Age group tables

* Indicates where a score is not available due to suppression or a low base size.

SUPPORT FROM YOUR GP PRACTICE	Age								
	16 - 24	25 - 34	35 - 44	45 - 54	55 - 64	65 - 74	75 - 84	85+	All
Q2. Patient only spoke to primary care professional once or twice before cancer diagnosis	*	80%	64%	74%	70%	65%	78%	100%	72%
Q3. Referral for diagnosis was explained in a way the patient could completely understand	*	64%	52%	68%	51%	67%	51%	69%	59%

DIAGNOSTIC TESTS	Age								
	16 - 24	25 - 34	35 - 44	45 - 54	55 - 64	65 - 74	75 - 84	85+	All
Q5. Patient received all the information needed about the diagnostic test in advance	*	92%	88%	81%	90%	87%	88%	95%	88%
Q6. Diagnostic test staff appeared to completely have all the information they needed about the patient	*	77%	76%	67%	74%	79%	79%	83%	76%
Q7. Patient felt the length of time waiting for diagnostic test results was about right	*	46%	44%	54%	73%	77%	78%	70%	70%
Q8. Diagnostic test results were explained in a way the patient could completely understand	*	67%	65%	64%	74%	74%	83%	95%	75%
Q9. Enough privacy was always given to the patient when receiving diagnostic test results	*	92%	100%	84%	95%	90%	93%	100%	92%

FINDING OUT THAT YOU HAD CANCER	Age								
	16 - 24	25 - 34	35 - 44	45 - 54	55 - 64	65 - 74	75 - 84	85+	All
Q12. Patient was told they could have a family member, carer or friend with them when told diagnosis	*	73%	77%	65%	84%	78%	82%	77%	78%
Q13. Patient was definitely told sensitively that they had cancer	*	67%	81%	62%	76%	77%	72%	78%	74%
Q14. Cancer diagnosis explained in a way the patient could completely understand	*	60%	74%	66%	79%	78%	72%	89%	75%
Q15. Patient was definitely told about their diagnosis in an appropriate place	*	73%	94%	84%	88%	87%	86%	96%	87%
Q16. Patient was told they could go back later for more information about their diagnosis	*	83%	81%	80%	80%	83%	84%	73%	82%

SUPPORT FROM A MAIN CONTACT PERSON	Age								
	16 - 24	25 - 34	35 - 44	45 - 54	55 - 64	65 - 74	75 - 84	85+	All
Q17. Patient had a main point of contact within the care team	*	100%	97%	95%	93%	93%	97%	85%	94%
Q18. Patient found it very or quite easy to contact their main contact person	*	79%	79%	79%	85%	79%	76%	90%	80%
Q19. Patient found advice from main contact person was very or quite helpful	*	93%	79%	89%	92%	92%	92%	100%	91%

DECIDING ON THE BEST TREATMENT	Age								
	16 - 24	25 - 34	35 - 44	45 - 54	55 - 64	65 - 74	75 - 84	85+	All
Q20. Treatment options were explained in a way the patient could completely understand	*	60%	67%	77%	80%	79%	85%	75%	78%
Q21. Patient was definitely involved as much as they wanted to be in decisions about their treatment	*	67%	62%	71%	75%	75%	78%	71%	74%
Q22. Family and/or carers were definitely involved as much as the patient wanted them to be in decisions about treatment options	*	69%	64%	79%	83%	83%	89%	84%	82%
Q23. Patient could get further advice from a different healthcare professional before making decisions about their treatment options	*	*	35%	54%	48%	54%	57%	53%	52%

Age group tables

* Indicates where a score is not available due to suppression or a low base size.

CARE PLANNING	Age								
	16 - 24	25 - 34	35 - 44	45 - 54	55 - 64	65 - 74	75 - 84	85+	All
Q24. Patient was definitely able to have a discussion about their needs or concerns prior to treatment	*	79%	59%	68%	65%	73%	72%	58%	69%
Q25. A member of their care team helped the patient create a care plan to address any needs or concerns	*	*	94%	86%	93%	88%	98%	91%	92%
Q26. Care team reviewed the patient's care plan with them to ensure it was up to date	*	*	100%	90%	98%	96%	98%	*	97%

SUPPORT FROM HOSPITAL STAFF	Age								
	16 - 24	25 - 34	35 - 44	45 - 54	55 - 64	65 - 74	75 - 84	85+	All
Q27. Staff provided the patient with relevant information on available support	*	93%	81%	93%	94%	94%	90%	83%	91%
Q28. Patient definitely got the right level of support for their overall health and well being from hospital staff	*	73%	58%	64%	70%	71%	77%	74%	71%
Q29. Patient was offered information about how to get financial help or benefits	*	80%	90%	85%	71%	68%	61%	50%	72%

HOSPITAL CARE	Age								
	16 - 24	25 - 34	35 - 44	45 - 54	55 - 64	65 - 74	75 - 84	85+	All
Q31. Patient had confidence and trust in all of the team looking after them during their stay in hospital	*	*	71%	61%	75%	78%	84%	85%	76%
Q32. Patient's family, or someone close, was definitely able to talk to a member of the team looking after the patient in hospital	*	*	69%	50%	56%	73%	65%	64%	64%
Q33. Patient was always involved in decisions about their care and treatment whilst in hospital	*	*	75%	57%	62%	64%	71%	77%	64%
Q34. Patient was always able to get help from ward staff when needed	*	*	71%	82%	68%	63%	73%	85%	70%
Q35. Patient was always able to discuss worries and fears with hospital staff	*	*	69%	63%	62%	55%	57%	75%	61%
Q36. Hospital staff always did everything they could to help the patient control pain	*	*	87%	84%	81%	90%	83%	*	85%
Q37. Patient was always treated with respect and dignity while in hospital	*	*	88%	79%	83%	80%	86%	85%	83%
Q38. Patient received easily understandable information about what they should or should not do after leaving hospital	*	*	88%	88%	86%	91%	88%	100%	87%
Q39. Patient was always able to discuss worries and fears with hospital staff while being treated as an outpatient or day case	*	69%	58%	60%	74%	70%	77%	75%	70%

Age group tables

* Indicates where a score is not available due to suppression or a low base size.

YOUR TREATMENT	Age								
	16 - 24	25 - 34	35 - 44	45 - 54	55 - 64	65 - 74	75 - 84	85+	All
Q41_1. Beforehand patient completely had enough understandable information about surgery	*	82%	82%	96%	86%	92%	94%	93%	91%
Q41_2. Beforehand patient completely had enough understandable information about chemotherapy	*	79%	74%	93%	89%	91%	87%	*	88%
Q41_3. Beforehand patient completely had enough understandable information about radiotherapy	*	*	92%	90%	93%	93%	90%	*	91%
Q41_4. Beforehand patient completely had enough understandable information about hormone therapy	*	*	*	63%	*	90%	*	*	79%
Q41_5. Beforehand patient completely had enough understandable information about immunotherapy	*	*	*	56%	86%	73%	*	*	72%
Q42_1. Patient completely had enough understandable information about their response to surgery	*	82%	83%	77%	83%	82%	93%	86%	84%
Q42_2. Patient completely had enough understandable information about their response to chemotherapy	*	71%	67%	74%	82%	79%	87%	*	79%
Q42_3. Patient completely had enough understandable information about their response to radiotherapy	*	*	77%	81%	93%	83%	78%	*	83%
Q42_4. Patient completely had enough understandable information about their response to hormone therapy	*	*	*	53%	*	*	*	*	68%
Q42_5. Patient completely had enough understandable information about their response to immunotherapy	*	*	*	63%	85%	64%	*	*	70%
Q43. Patient felt the length of waiting time at clinic and day unit for cancer treatment was about right	*	33%	50%	49%	62%	62%	70%	84%	61%

IMMEDIATE AND LONG TERM SIDE EFFECTS	Age								
	16 - 24	25 - 34	35 - 44	45 - 54	55 - 64	65 - 74	75 - 84	85+	All
Q44. Possible side effects from treatment were definitely explained in a way the patient could understand	*	93%	74%	72%	76%	71%	68%	68%	72%
Q45. Patient was always offered practical advice on dealing with any immediate side effects from treatment	*	71%	64%	61%	62%	69%	63%	81%	65%
Q46. Patient was given information that they could access about support in dealing with immediate side effects from treatment	*	100%	85%	90%	86%	88%	74%	82%	85%
Q47. Patient felt possible long-term side effects were definitely explained in a way they could understand in advance of their treatment	*	80%	61%	55%	64%	53%	59%	35%	58%
Q48. Patient was definitely able to discuss options for managing the impact of any long-term side effects	*	58%	50%	38%	49%	53%	53%	31%	49%

SUPPORT WHILE AT HOME	Age								
	16 - 24	25 - 34	35 - 44	45 - 54	55 - 64	65 - 74	75 - 84	85+	All
Q49. Care team gave family, or someone close, all the information needed to help care for the patient at home	*	50%	45%	49%	50%	62%	57%	69%	55%
Q50. During treatment, the patient definitely got enough care and support at home from community or voluntary services	*	*	29%	45%	45%	58%	45%	46%	47%

CARE FROM YOUR GP PRACTICE	Age								
	16 - 24	25 - 34	35 - 44	45 - 54	55 - 64	65 - 74	75 - 84	85+	All
Q51. Patient definitely received the right amount of support from their GP practice during treatment	*	*	24%	43%	39%	43%	37%	15%	38%
Q52. Patient has had a review of cancer care by GP practice	*	27%	26%	27%	27%	26%	25%	9%	25%

Age group tables

* Indicates where a score is not available due to suppression or a low base size.

LIVING WITH AND BEYOND CANCER	Age								
	16 - 24	25 - 34	35 - 44	45 - 54	55 - 64	65 - 74	75 - 84	85+	All
Q53. After treatment, the patient definitely could get enough emotional support at home from community or voluntary services	*	*	25%	24%	20%	33%	48%	*	33%
Q54. The right amount of information and support was offered to the patient between final treatment and the follow up appointment	*	82%	58%	78%	81%	75%	80%	45%	75%
Q55. Patient was given enough information about the possibility and signs of cancer coming back or spreading	*	40%	38%	53%	55%	54%	57%	79%	54%

YOUR OVERALL NHS CARE	Age								
	16 - 24	25 - 34	35 - 44	45 - 54	55 - 64	65 - 74	75 - 84	85+	All
Q56. The whole care team worked well together	*	86%	72%	82%	87%	86%	88%	95%	86%
Q57. Administration of care was very good or good	*	67%	68%	84%	85%	88%	89%	92%	85%
Q58. Cancer research opportunities were discussed with patient	*	50%	58%	50%	62%	41%	65%	40%	54%
Q59. Patient's average rating of care scored from very poor to very good	*	7.7	7.8	8.5	8.6	8.6	8.7	8.9	8.5

Male/Female/Non-binary/Other tables

* Indicates where a score is not available due to suppression or a low base size.

SUPPORT FROM YOUR GP PRACTICE							
	Male/Female/Non-binary/Other						
	Female	Male	Non-binary	Prefer to self-describe	Prefer not to say	Not given	All
Q2. Patient only spoke to primary care professional once or twice before cancer diagnosis	74%	70%	*	*	*	*	72%
Q3. Referral for diagnosis was explained in a way the patient could completely understand	63%	55%	*	*	*	*	59%

DIAGNOSTIC TESTS							
	Male/Female/Non-binary/Other						
	Female	Male	Non-binary	Prefer to self-describe	Prefer not to say	Not given	All
Q5. Patient received all the information needed about the diagnostic test in advance	86%	90%	*	*	*	86%	88%
Q6. Diagnostic test staff appeared to completely have all the information they needed about the patient	72%	82%	*	*	*	85%	76%
Q7. Patient felt the length of time waiting for diagnostic test results was about right	72%	68%	*	*	*	57%	70%
Q8. Diagnostic test results were explained in a way the patient could completely understand	72%	79%	*	*	*	85%	75%
Q9. Enough privacy was always given to the patient when receiving diagnostic test results	93%	90%	*	*	*	100%	92%

FINDING OUT THAT YOU HAD CANCER							
	Male/Female/Non-binary/Other						
	Female	Male	Non-binary	Prefer to self-describe	Prefer not to say	Not given	All
Q12. Patient was told they could have a family member, carer or friend with them when told diagnosis	78%	76%	*	*	*	93%	78%
Q13. Patient was definitely told sensitively that they had cancer	74%	73%	*	*	*	72%	74%
Q14. Cancer diagnosis explained in a way the patient could completely understand	74%	76%	*	*	*	83%	75%
Q15. Patient was definitely told about their diagnosis in an appropriate place	89%	84%	*	*	*	94%	87%
Q16. Patient was told they could go back later for more information about their diagnosis	81%	83%	*	*	*	75%	82%

SUPPORT FROM A MAIN CONTACT PERSON							
	Male/Female/Non-binary/Other						
	Female	Male	Non-binary	Prefer to self-describe	Prefer not to say	Not given	All
Q17. Patient had a main point of contact within the care team	95%	92%	*	*	*	100%	94%
Q18. Patient found it very or quite easy to contact their main contact person	79%	81%	*	*	*	85%	80%
Q19. Patient found advice from main contact person was very or quite helpful	91%	91%	*	*	*	92%	91%

Male/Female/Non-binary/Other tables

* Indicates where a score is not available due to suppression or a low base size.

DECIDING ON THE BEST TREATMENT							
	Male/Female/Non-binary/Other						
	Female	Male	Non-binary	Prefer to self-describe	Prefer not to say	Not given	All
Q20. Treatment options were explained in a way the patient could completely understand	78%	78%	*	*	*	81%	78%
Q21. Patient was definitely involved as much as they wanted to be in decisions about their treatment	72%	76%	*	*	*	81%	74%
Q22. Family and/or carers were definitely involved as much as the patient wanted them to be in decisions about treatment options	81%	81%	*	*	*	93%	82%
Q23. Patient could get further advice from a different healthcare professional before making decisions about their treatment options	54%	52%	*	*	*	*	52%

CARE PLANNING							
	Male/Female/Non-binary/Other						
	Female	Male	Non-binary	Prefer to self-describe	Prefer not to say	Not given	All
Q24. Patient was definitely able to have a discussion about their needs or concerns prior to treatment	66%	71%	*	*	*	87%	69%
Q25. A member of their care team helped the patient create a care plan to address any needs or concerns	91%	94%	*	*	*	90%	92%
Q26. Care team reviewed the patient's care plan with them to ensure it was up to date	94%	100%	*	*	*	*	97%

SUPPORT FROM HOSPITAL STAFF							
	Male/Female/Non-binary/Other						
	Female	Male	Non-binary	Prefer to self-describe	Prefer not to say	Not given	All
Q27. Staff provided the patient with relevant information on available support	91%	92%	*	*	*	93%	91%
Q28. Patient definitely got the right level of support for their overall health and well being from hospital staff	67%	75%	*	*	*	82%	71%
Q29. Patient was offered information about how to get financial help or benefits	75%	67%	*	*	*	80%	72%

Male/Female/Non-binary/Other tables

* Indicates where a score is not available due to suppression or a low base size.

	Male/Female/Non-binary/Other						All
	Female	Male	Non-binary	Prefer to self-describe	Prefer not to say	Not given	
Q31. Patient had confidence and trust in all of the team looking after them during their stay in hospital	74%	78%	*	*	*	*	76%
Q32. Patient's family, or someone close, was definitely able to talk to a member of the team looking after the patient in hospital	65%	62%	*	*	*	*	64%
Q33. Patient was always involved in decisions about their care and treatment whilst in hospital	64%	62%	*	*	*	*	64%
Q34. Patient was always able to get help from ward staff when needed	74%	67%	*	*	*	*	70%
Q35. Patient was always able to discuss worries and fears with hospital staff	57%	65%	*	*	*	*	61%
Q36. Hospital staff always did everything they could to help the patient control pain	87%	81%	*	*	*	*	85%
Q37. Patient was always treated with respect and dignity while in hospital	84%	81%	*	*	*	*	83%
Q38. Patient received easily understandable information about what they should or should not do after leaving hospital	85%	89%	*	*	*	*	87%
Q39. Patient was always able to discuss worries and fears with hospital staff while being treated as an outpatient or day case	65%	77%	*	*	*	79%	70%

	Male/Female/Non-binary/Other						All
	Female	Male	Non-binary	Prefer to self-describe	Prefer not to say	Not given	
Q41_1. Beforehand patient completely had enough understandable information about surgery	92%	89%	*	*	*	80%	91%
Q41_2. Beforehand patient completely had enough understandable information about chemotherapy	88%	89%	*	*	*	*	88%
Q41_3. Beforehand patient completely had enough understandable information about radiotherapy	95%	84%	*	*	*	*	91%
Q41_4. Beforehand patient completely had enough understandable information about hormone therapy	80%	71%	*	*	*	*	79%
Q41_5. Beforehand patient completely had enough understandable information about immunotherapy	69%	72%	*	*	*	*	72%
Q42_1. Patient completely had enough understandable information about their response to surgery	86%	82%	*	*	*	60%	84%
Q42_2. Patient completely had enough understandable information about their response to chemotherapy	77%	82%	*	*	*	*	79%
Q42_3. Patient completely had enough understandable information about their response to radiotherapy	85%	80%	*	*	*	*	83%
Q42_4. Patient completely had enough understandable information about their response to hormone therapy	71%	60%	*	*	*	*	68%
Q42_5. Patient completely had enough understandable information about their response to immunotherapy	68%	70%	*	*	*	*	70%
Q43. Patient felt the length of waiting time at clinic and day unit for cancer treatment was about right	54%	71%	*	*	*	69%	61%

Male/Female/Non-binary/Other tables

* Indicates where a score is not available due to suppression or a low base size.

IMMEDIATE AND LONG TERM SIDE EFFECTS								Male/Female/Non-binary/Other	
	Female	Male	Non-binary	Prefer to self-describe	Prefer not to say	Not given	All		
Q44. Possible side effects from treatment were definitely explained in a way the patient could understand	72%	73%	*	*	*	64%	72%		
Q45. Patient was always offered practical advice on dealing with any immediate side effects from treatment	62%	70%	*	*	*	62%	65%		
Q46. Patient was given information that they could access about support in dealing with immediate side effects from treatment	84%	86%	*	*	*	*	85%		
Q47. Patient felt possible long-term side effects were definitely explained in a way they could understand in advance of their treatment	57%	60%	*	*	*	53%	58%		
Q48. Patient was definitely able to discuss options for managing the impact of any long-term side effects	43%	58%	*	*	*	43%	49%		

SUPPORT WHILE AT HOME								Male/Female/Non-binary/Other	
	Female	Male	Non-binary	Prefer to self-describe	Prefer not to say	Not given	All		
Q49. Care team gave family, or someone close, all the information needed to help care for the patient at home	49%	64%	*	*	*	*	55%		
Q50. During treatment, the patient definitely got enough care and support at home from community or voluntary services	48%	46%	*	*	*	*	47%		

CARE FROM YOUR GP PRACTICE								Male/Female/Non-binary/Other	
	Female	Male	Non-binary	Prefer to self-describe	Prefer not to say	Not given	All		
Q51. Patient definitely received the right amount of support from their GP practice during treatment	35%	44%	*	*	*	30%	38%		
Q52. Patient has had a review of cancer care by GP practice	25%	26%	*	*	*	19%	25%		

LIVING WITH AND BEYOND CANCER								Male/Female/Non-binary/Other	
	Female	Male	Non-binary	Prefer to self-describe	Prefer not to say	Not given	All		
Q53. After treatment, the patient definitely could get enough emotional support at home from community or voluntary services	31%	34%	*	*	*	*	33%		
Q54. The right amount of information and support was offered to the patient between final treatment and the follow up appointment	73%	79%	*	*	*	*	75%		
Q55. Patient was given enough information about the possibility and signs of cancer coming back or spreading	49%	62%	*	*	*	55%	54%		

Male/Female/Non-binary/Other tables

* Indicates where a score is not available due to suppression or a low base size.

YOUR OVERALL NHS CARE	Male/Female/Non-binary/Other						All
	Female	Male	Non-binary	Prefer to self-describe	Prefer not to say	Not given	
Q56. The whole care team worked well together	86%	85%	*	*	*	86%	86%
Q57. Administration of care was very good or good	84%	85%	*	*	*	100%	85%
Q58. Cancer research opportunities were discussed with patient	55%	52%	*	*	*	*	54%
Q59. Patient's average rating of care scored from very poor to very good	8.5	8.6	*	*	*	8.8	8.5

Ethnicity tables

* Indicates where a score is not available due to suppression or a low base size.

SUPPORT FROM YOUR GP PRACTICE	Ethnicity						
	White	Mixed	Asian	Black	Other	Not given	All
Q2. Patient only spoke to primary care professional once or twice before cancer diagnosis	79%	*	69%	45%	*	53%	72%
Q3. Referral for diagnosis was explained in a way the patient could completely understand	65%	*	46%	50%	*	41%	59%

DIAGNOSTIC TESTS	Ethnicity						
	White	Mixed	Asian	Black	Other	Not given	All
Q5. Patient received all the information needed about the diagnostic test in advance	90%	*	77%	86%	*	87%	88%
Q6. Diagnostic test staff appeared to completely have all the information they needed about the patient	81%	*	67%	59%	*	68%	76%
Q7. Patient felt the length of time waiting for diagnostic test results was about right	73%	*	53%	74%	*	67%	70%
Q8. Diagnostic test results were explained in a way the patient could completely understand	79%	*	58%	68%	*	83%	75%
Q9. Enough privacy was always given to the patient when receiving diagnostic test results	92%	80%	98%	90%	*	90%	92%

FINDING OUT THAT YOU HAD CANCER	Ethnicity						
	White	Mixed	Asian	Black	Other	Not given	All
Q12. Patient was told they could have a family member, carer or friend with them when told diagnosis	77%	92%	80%	79%	*	78%	78%
Q13. Patient was definitely told sensitively that they had cancer	72%	91%	79%	80%	*	66%	74%
Q14. Cancer diagnosis explained in a way the patient could completely understand	76%	82%	79%	69%	*	69%	75%
Q15. Patient was definitely told about their diagnosis in an appropriate place	86%	80%	93%	89%	*	85%	87%
Q16. Patient was told they could go back later for more information about their diagnosis	82%	90%	86%	77%	*	74%	82%

SUPPORT FROM A MAIN CONTACT PERSON	Ethnicity						
	White	Mixed	Asian	Black	Other	Not given	All
Q17. Patient had a main point of contact within the care team	94%	90%	96%	93%	*	94%	94%
Q18. Patient found it very or quite easy to contact their main contact person	82%	*	77%	78%	*	79%	80%
Q19. Patient found advice from main contact person was very or quite helpful	93%	*	96%	84%	*	86%	91%

DECIDING ON THE BEST TREATMENT	Ethnicity						
	White	Mixed	Asian	Black	Other	Not given	All
Q20. Treatment options were explained in a way the patient could completely understand	80%	82%	75%	69%	*	74%	78%
Q21. Patient was definitely involved as much as they wanted to be in decisions about their treatment	77%	90%	70%	62%	*	67%	74%
Q22. Family and/or carers were definitely involved as much as the patient wanted them to be in decisions about treatment options	84%	82%	76%	69%	*	83%	82%
Q23. Patient could get further advice from a different healthcare professional before making decisions about their treatment options	61%	*	42%	22%	*	54%	52%

Ethnicity tables

* Indicates where a score is not available due to suppression or a low base size.

CARE PLANNING	Ethnicity						
	White	Mixed	Asian	Black	Other	Not given	All
Q24. Patient was definitely able to have a discussion about their needs or concerns prior to treatment	69%	67%	74%	58%	*	72%	69%
Q25. A member of their care team helped the patient create a care plan to address any needs or concerns	94%	80%	85%	92%	*	86%	92%
Q26. Care team reviewed the patient's care plan with them to ensure it was up to date	98%	*	100%	90%	*	100%	97%

SUPPORT FROM HOSPITAL STAFF	Ethnicity						
	White	Mixed	Asian	Black	Other	Not given	All
Q27. Staff provided the patient with relevant information on available support	92%	91%	94%	81%	*	97%	91%
Q28. Patient definitely got the right level of support for their overall health and well being from hospital staff	72%	45%	75%	56%	*	79%	71%
Q29. Patient was offered information about how to get financial help or benefits	72%	*	76%	68%	*	70%	72%

HOSPITAL CARE	Ethnicity						
	White	Mixed	Asian	Black	Other	Not given	All
Q31. Patient had confidence and trust in all of the team looking after them during their stay in hospital	80%	*	67%	57%	*	76%	76%
Q32. Patient's family, or someone close, was definitely able to talk to a member of the team looking after the patient in hospital	64%	*	68%	47%	*	69%	64%
Q33. Patient was always involved in decisions about their care and treatment whilst in hospital	68%	*	55%	50%	*	63%	64%
Q34. Patient was always able to get help from ward staff when needed	72%	*	81%	52%	*	63%	70%
Q35. Patient was always able to discuss worries and fears with hospital staff	61%	*	68%	50%	*	50%	61%
Q36. Hospital staff always did everything they could to help the patient control pain	86%	*	76%	89%	*	87%	85%
Q37. Patient was always treated with respect and dignity while in hospital	84%	*	82%	67%	*	94%	83%
Q38. Patient received easily understandable information about what they should or should not do after leaving hospital	85%	*	94%	89%	*	93%	87%
Q39. Patient was always able to discuss worries and fears with hospital staff while being treated as an outpatient or day case	75%	50%	56%	64%	*	73%	70%

Ethnicity tables

* Indicates where a score is not available due to suppression or a low base size.

YOUR TREATMENT	Ethnicity						
	White	Mixed	Asian	Black	Other	Not given	All
Q41_1. Beforehand patient completely had enough understandable information about surgery	91%	*	95%	83%	*	90%	91%
Q41_2. Beforehand patient completely had enough understandable information about chemotherapy	88%	*	86%	88%	*	100%	88%
Q41_3. Beforehand patient completely had enough understandable information about radiotherapy	91%	*	90%	89%	*	92%	91%
Q41_4. Beforehand patient completely had enough understandable information about hormone therapy	81%	*	*	*	*	*	79%
Q41_5. Beforehand patient completely had enough understandable information about immunotherapy	71%	*	67%	*	*	*	72%
Q42_1. Patient completely had enough understandable information about their response to surgery	84%	*	92%	80%	*	80%	84%
Q42_2. Patient completely had enough understandable information about their response to chemotherapy	79%	*	77%	80%	*	77%	79%
Q42_3. Patient completely had enough understandable information about their response to radiotherapy	82%	*	83%	84%	*	79%	83%
Q42_4. Patient completely had enough understandable information about their response to hormone therapy	68%	*	*	*	*	*	68%
Q42_5. Patient completely had enough understandable information about their response to immunotherapy	66%	*	64%	*	*	*	70%
Q43. Patient felt the length of waiting time at clinic and day unit for cancer treatment was about right	65%	90%	44%	49%	*	63%	61%

IMMEDIATE AND LONG TERM SIDE EFFECTS	Ethnicity						
	White	Mixed	Asian	Black	Other	Not given	All
Q44. Possible side effects from treatment were definitely explained in a way the patient could understand	73%	*	74%	67%	*	73%	72%
Q45. Patient was always offered practical advice on dealing with any immediate side effects from treatment	68%	50%	63%	51%	*	61%	65%
Q46. Patient was given information that they could access about support in dealing with immediate side effects from treatment	84%	*	93%	78%	*	91%	85%
Q47. Patient felt possible long-term side effects were definitely explained in a way they could understand in advance of their treatment	57%	*	68%	46%	*	65%	58%
Q48. Patient was definitely able to discuss options for managing the impact of any long-term side effects	51%	50%	50%	38%	*	50%	49%

SUPPORT WHILE AT HOME	Ethnicity						
	White	Mixed	Asian	Black	Other	Not given	All
Q49. Care team gave family, or someone close, all the information needed to help care for the patient at home	59%	*	49%	50%	*	43%	55%
Q50. During treatment, the patient definitely got enough care and support at home from community or voluntary services	50%	*	41%	52%	*	38%	47%

CARE FROM YOUR GP PRACTICE	Ethnicity						
	White	Mixed	Asian	Black	Other	Not given	All
Q51. Patient definitely received the right amount of support from their GP practice during treatment	39%	*	42%	39%	*	27%	38%
Q52. Patient has had a review of cancer care by GP practice	24%	40%	30%	24%	*	21%	25%

Ethnicity tables

* Indicates where a score is not available due to suppression or a low base size.

LIVING WITH AND BEYOND CANCER	Ethnicity						
	White	Mixed	Asian	Black	Other	Not given	All
Q53. After treatment, the patient definitely could get enough emotional support at home from community or voluntary services	38%	*	27%	29%	*	*	33%
Q54. The right amount of information and support was offered to the patient between final treatment and the follow up appointment	78%	*	65%	59%	*	88%	75%
Q55. Patient was given enough information about the possibility and signs of cancer coming back or spreading	56%	*	48%	47%	*	55%	54%

YOUR OVERALL NHS CARE	Ethnicity						
	White	Mixed	Asian	Black	Other	Not given	All
Q56. The whole care team worked well together	87%	70%	81%	82%	*	93%	86%
Q57. Administration of care was very good or good	86%	70%	78%	82%	*	94%	85%
Q58. Cancer research opportunities were discussed with patient	55%	*	58%	40%	*	44%	54%
Q59. Patient's average rating of care scored from very poor to very good	8.8	7.8	7.8	8.0	*	8.5	8.5

IMD quintile tables

* Indicates where a score is not available due to suppression or a low base size.

	IMD quintile						
	1 (most deprived)	2	3	4	5 (least deprived)	Non-England	All
SUPPORT FROM YOUR GP PRACTICE							
Q2. Patient only spoke to primary care professional once or twice before cancer diagnosis	68%	73%	70%	78%	67%	*	72%
Q3. Referral for diagnosis was explained in a way the patient could completely understand	60%	59%	61%	68%	42%	*	59%

	IMD quintile						
	1 (most deprived)	2	3	4	5 (least deprived)	Non-England	All
DIAGNOSTIC TESTS							
Q5. Patient received all the information needed about the diagnostic test in advance	87%	89%	88%	83%	90%	*	88%
Q6. Diagnostic test staff appeared to completely have all the information they needed about the patient	74%	77%	79%	71%	78%	*	76%
Q7. Patient felt the length of time waiting for diagnostic test results was about right	73%	74%	63%	71%	63%	*	70%
Q8. Diagnostic test results were explained in a way the patient could completely understand	76%	75%	75%	79%	73%	*	75%
Q9. Enough privacy was always given to the patient when receiving diagnostic test results	90%	95%	91%	88%	93%	*	92%

	IMD quintile						
	1 (most deprived)	2	3	4	5 (least deprived)	Non-England	All
FINDING OUT THAT YOU HAD CANCER							
Q12. Patient was told they could have a family member, carer or friend with them when told diagnosis	80%	83%	73%	65%	74%	*	78%
Q13. Patient was definitely told sensitively that they had cancer	73%	80%	71%	65%	64%	*	74%
Q14. Cancer diagnosis explained in a way the patient could completely understand	74%	78%	73%	70%	73%	*	75%
Q15. Patient was definitely told about their diagnosis in an appropriate place	85%	91%	83%	86%	82%	*	87%
Q16. Patient was told they could go back later for more information about their diagnosis	78%	86%	80%	77%	81%	*	82%

	IMD quintile						
	1 (most deprived)	2	3	4	5 (least deprived)	Non-England	All
SUPPORT FROM A MAIN CONTACT PERSON							
Q17. Patient had a main point of contact within the care team	89%	96%	91%	98%	100%	*	94%
Q18. Patient found it very or quite easy to contact their main contact person	85%	81%	74%	77%	85%	*	80%
Q19. Patient found advice from main contact person was very or quite helpful	87%	91%	89%	94%	98%	*	91%

IMD quintile tables

* Indicates where a score is not available due to suppression or a low base size.

	IMD quintile						
	1 (most deprived)	2	3	4	5 (least deprived)	Non-England	All
Q20. Treatment options were explained in a way the patient could completely understand	78%	77%	81%	83%	76%	*	78%
Q21. Patient was definitely involved as much as they wanted to be in decisions about their treatment	72%	75%	72%	76%	77%	*	74%
Q22. Family and/or carers were definitely involved as much as the patient wanted them to be in decisions about treatment options	79%	84%	80%	83%	80%	*	82%
Q23. Patient could get further advice from a different healthcare professional before making decisions about their treatment options	46%	54%	61%	42%	52%	*	52%

	IMD quintile						
	1 (most deprived)	2	3	4	5 (least deprived)	Non-England	All
Q24. Patient was definitely able to have a discussion about their needs or concerns prior to treatment	71%	66%	70%	70%	71%	*	69%
Q25. A member of their care team helped the patient create a care plan to address any needs or concerns	88%	93%	91%	91%	96%	*	92%
Q26. Care team reviewed the patient's care plan with them to ensure it was up to date	98%	98%	97%	100%	91%	*	97%

	IMD quintile						
	1 (most deprived)	2	3	4	5 (least deprived)	Non-England	All
Q27. Staff provided the patient with relevant information on available support	85%	93%	93%	90%	93%	*	91%
Q28. Patient definitely got the right level of support for their overall health and well being from hospital staff	68%	73%	67%	74%	71%	*	71%
Q29. Patient was offered information about how to get financial help or benefits	75%	74%	82%	57%	57%	*	72%

	IMD quintile						
	1 (most deprived)	2	3	4	5 (least deprived)	Non-England	All
Q31. Patient had confidence and trust in all of the team looking after them during their stay in hospital	66%	76%	88%	83%	71%	*	76%
Q32. Patient's family, or someone close, was definitely able to talk to a member of the team looking after the patient in hospital	51%	69%	67%	61%	65%	*	64%
Q33. Patient was always involved in decisions about their care and treatment whilst in hospital	54%	70%	66%	70%	54%	*	64%
Q34. Patient was always able to get help from ward staff when needed	59%	72%	80%	71%	71%	*	70%
Q35. Patient was always able to discuss worries and fears with hospital staff	49%	64%	70%	52%	65%	*	61%
Q36. Hospital staff always did everything they could to help the patient control pain	76%	87%	97%	80%	81%	*	85%
Q37. Patient was always treated with respect and dignity while in hospital	71%	84%	93%	86%	83%	*	83%
Q38. Patient received easily understandable information about what they should or should not do after leaving hospital	83%	91%	87%	91%	79%	*	87%
Q39. Patient was always able to discuss worries and fears with hospital staff while being treated as an outpatient or day case	65%	74%	75%	67%	62%	*	70%

IMD quintile tables

* Indicates where a score is not available due to suppression or a low base size.

YOUR TREATMENT	IMD quintile						
	1 (most deprived)	2	3	4	5 (least deprived)	Non-England	All
Q41_1. Beforehand patient completely had enough understandable information about surgery	81%	94%	94%	88%	92%	*	91%
Q41_2. Beforehand patient completely had enough understandable information about chemotherapy	86%	88%	87%	97%	89%	*	88%
Q41_3. Beforehand patient completely had enough understandable information about radiotherapy	83%	93%	89%	100%	92%	*	91%
Q41_4. Beforehand patient completely had enough understandable information about hormone therapy	*	88%	69%	*	*	*	79%
Q41_5. Beforehand patient completely had enough understandable information about immunotherapy	59%	80%	90%	*	*	*	72%
Q42_1. Patient completely had enough understandable information about their response to surgery	71%	85%	87%	85%	96%	*	84%
Q42_2. Patient completely had enough understandable information about their response to chemotherapy	79%	80%	68%	91%	79%	*	79%
Q42_3. Patient completely had enough understandable information about their response to radiotherapy	80%	89%	62%	88%	92%	*	83%
Q42_4. Patient completely had enough understandable information about their response to hormone therapy	*	77%	62%	*	*	*	68%
Q42_5. Patient completely had enough understandable information about their response to immunotherapy	63%	83%	60%	70%	*	*	70%
Q43. Patient felt the length of waiting time at clinic and day unit for cancer treatment was about right	65%	58%	66%	63%	57%	*	61%

IMMEDIATE AND LONG TERM SIDE EFFECTS	IMD quintile						
	1 (most deprived)	2	3	4	5 (least deprived)	Non-England	All
Q44. Possible side effects from treatment were definitely explained in a way the patient could understand	72%	71%	71%	73%	80%	*	72%
Q45. Patient was always offered practical advice on dealing with any immediate side effects from treatment	67%	64%	64%	71%	60%	*	65%
Q46. Patient was given information that they could access about support in dealing with immediate side effects from treatment	84%	83%	88%	86%	89%	*	85%
Q47. Patient felt possible long-term side effects were definitely explained in a way they could understand in advance of their treatment	61%	58%	58%	55%	53%	*	58%
Q48. Patient was definitely able to discuss options for managing the impact of any long-term side effects	50%	48%	53%	45%	47%	*	49%

SUPPORT WHILE AT HOME	IMD quintile						
	1 (most deprived)	2	3	4	5 (least deprived)	Non-England	All
Q49. Care team gave family, or someone close, all the information needed to help care for the patient at home	59%	50%	54%	65%	57%	*	55%
Q50. During treatment, the patient definitely got enough care and support at home from community or voluntary services	46%	43%	59%	58%	33%	*	47%

CARE FROM YOUR GP PRACTICE	IMD quintile						
	1 (most deprived)	2	3	4	5 (least deprived)	Non-England	All
Q51. Patient definitely received the right amount of support from their GP practice during treatment	43%	39%	40%	26%	35%	*	38%
Q52. Patient has had a review of cancer care by GP practice	30%	25%	25%	20%	23%	*	25%

IMD quintile tables

* Indicates where a score is not available due to suppression or a low base size.

	IMD quintile						
	1 (most deprived)	2	3	4	5 (least deprived)	Non-England	All
Q53. After treatment, the patient definitely could get enough emotional support at home from community or voluntary services	42%	25%	33%	33%	43%	*	33%
Q54. The right amount of information and support was offered to the patient between final treatment and the follow up appointment	68%	74%	77%	86%	81%	*	75%
Q55. Patient was given enough information about the possibility and signs of cancer coming back or spreading	58%	49%	56%	57%	60%	*	54%

	IMD quintile						
	1 (most deprived)	2	3	4	5 (least deprived)	Non-England	All
Q56. The whole care team worked well together	82%	86%	88%	84%	91%	*	86%
Q57. Administration of care was very good or good	84%	87%	87%	82%	82%	*	85%
Q58. Cancer research opportunities were discussed with patient	52%	56%	60%	47%	44%	*	54%
Q59. Patient's average rating of care scored from very poor to very good	8.5	8.6	8.4	8.6	8.8	*	8.5

Long-term condition status tables

* Indicates where a score is not available due to suppression or a low base size.

	Long-term condition status			
	Yes	No	Not given	All
SUPPORT FROM YOUR GP PRACTICE				
Q2. Patient only spoke to primary care professional once or twice before cancer diagnosis	73%	71%	67%	72%
Q3. Referral for diagnosis was explained in a way the patient could completely understand	60%	60%	50%	59%

	Long-term condition status			
	Yes	No	Not given	All
DIAGNOSTIC TESTS				
Q5. Patient received all the information needed about the diagnostic test in advance	85%	92%	88%	88%
Q6. Diagnostic test staff appeared to completely have all the information they needed about the patient	72%	83%	79%	76%
Q7. Patient felt the length of time waiting for diagnostic test results was about right	69%	75%	58%	70%
Q8. Diagnostic test results were explained in a way the patient could completely understand	73%	78%	76%	75%
Q9. Enough privacy was always given to the patient when receiving diagnostic test results	91%	92%	96%	92%

	Long-term condition status			
	Yes	No	Not given	All
FINDING OUT THAT YOU HAD CANCER				
Q12. Patient was told they could have a family member, carer or friend with them when told diagnosis	78%	80%	70%	78%
Q13. Patient was definitely told sensitively that they had cancer	71%	80%	64%	74%
Q14. Cancer diagnosis explained in a way the patient could completely understand	74%	78%	75%	75%
Q15. Patient was definitely told about their diagnosis in an appropriate place	86%	90%	87%	87%
Q16. Patient was told they could go back later for more information about their diagnosis	82%	82%	72%	82%

	Long-term condition status			
	Yes	No	Not given	All
SUPPORT FROM A MAIN CONTACT PERSON				
Q17. Patient had a main point of contact within the care team	93%	96%	97%	94%
Q18. Patient found it very or quite easy to contact their main contact person	77%	84%	88%	80%
Q19. Patient found advice from main contact person was very or quite helpful	90%	92%	92%	91%

	Long-term condition status			
	Yes	No	Not given	All
DECIDING ON THE BEST TREATMENT				
Q20. Treatment options were explained in a way the patient could completely understand	79%	78%	69%	78%
Q21. Patient was definitely involved as much as they wanted to be in decisions about their treatment	73%	76%	66%	74%
Q22. Family and/or carers were definitely involved as much as the patient wanted them to be in decisions about treatment options	82%	80%	88%	82%
Q23. Patient could get further advice from a different healthcare professional before making decisions about their treatment options	53%	51%	46%	52%

Long-term condition status tables

* Indicates where a score is not available due to suppression or a low base size.

CARE PLANNING	Long-term condition status			
	Yes	No	Not given	All
Q24. Patient was definitely able to have a discussion about their needs or concerns prior to treatment	68%	69%	72%	69%
Q25. A member of their care team helped the patient create a care plan to address any needs or concerns	91%	94%	93%	92%
Q26. Care team reviewed the patient's care plan with them to ensure it was up to date	96%	98%	100%	97%

SUPPORT FROM HOSPITAL STAFF	Long-term condition status			
	Yes	No	Not given	All
Q27. Staff provided the patient with relevant information on available support	91%	92%	97%	91%
Q28. Patient definitely got the right level of support for their overall health and well being from hospital staff	69%	72%	81%	71%
Q29. Patient was offered information about how to get financial help or benefits	68%	81%	70%	72%

HOSPITAL CARE	Long-term condition status			
	Yes	No	Not given	All
Q31. Patient had confidence and trust in all of the team looking after them during their stay in hospital	75%	78%	69%	76%
Q32. Patient's family, or someone close, was definitely able to talk to a member of the team looking after the patient in hospital	65%	64%	45%	64%
Q33. Patient was always involved in decisions about their care and treatment whilst in hospital	64%	65%	55%	64%
Q34. Patient was always able to get help from ward staff when needed	70%	74%	58%	70%
Q35. Patient was always able to discuss worries and fears with hospital staff	59%	68%	45%	61%
Q36. Hospital staff always did everything they could to help the patient control pain	82%	90%	82%	85%
Q37. Patient was always treated with respect and dignity while in hospital	81%	89%	73%	83%
Q38. Patient received easily understandable information about what they should or should not do after leaving hospital	86%	91%	91%	87%
Q39. Patient was always able to discuss worries and fears with hospital staff while being treated as an outpatient or day case	68%	74%	73%	70%

Long-term condition status tables

* Indicates where a score is not available due to suppression or a low base size.

YOUR TREATMENT	Long-term condition status			
	Yes	No	Not given	All
Q41_1. Beforehand patient completely had enough understandable information about surgery	90%	92%	90%	91%
Q41_2. Beforehand patient completely had enough understandable information about chemotherapy	86%	92%	94%	88%
Q41_3. Beforehand patient completely had enough understandable information about radiotherapy	91%	91%	92%	91%
Q41_4. Beforehand patient completely had enough understandable information about hormone therapy	82%	76%	*	79%
Q41_5. Beforehand patient completely had enough understandable information about immunotherapy	68%	74%	*	72%
Q42_1. Patient completely had enough understandable information about their response to surgery	85%	83%	75%	84%
Q42_2. Patient completely had enough understandable information about their response to chemotherapy	76%	85%	81%	79%
Q42_3. Patient completely had enough understandable information about their response to radiotherapy	81%	85%	83%	83%
Q42_4. Patient completely had enough understandable information about their response to hormone therapy	68%	72%	*	68%
Q42_5. Patient completely had enough understandable information about their response to immunotherapy	64%	78%	*	70%
Q43. Patient felt the length of waiting time at clinic and day unit for cancer treatment was about right	58%	68%	58%	61%

IMMEDIATE AND LONG TERM SIDE EFFECTS	Long-term condition status			
	Yes	No	Not given	All
Q44. Possible side effects from treatment were definitely explained in a way the patient could understand	69%	78%	70%	72%
Q45. Patient was always offered practical advice on dealing with any immediate side effects from treatment	62%	70%	68%	65%
Q46. Patient was given information that they could access about support in dealing with immediate side effects from treatment	83%	88%	90%	85%
Q47. Patient felt possible long-term side effects were definitely explained in a way they could understand in advance of their treatment	52%	66%	71%	58%
Q48. Patient was definitely able to discuss options for managing the impact of any long-term side effects	45%	56%	50%	49%

SUPPORT WHILE AT HOME	Long-term condition status			
	Yes	No	Not given	All
Q49. Care team gave family, or someone close, all the information needed to help care for the patient at home	57%	56%	33%	55%
Q50. During treatment, the patient definitely got enough care and support at home from community or voluntary services	45%	56%	42%	47%

CARE FROM YOUR GP PRACTICE	Long-term condition status			
	Yes	No	Not given	All
Q51. Patient definitely received the right amount of support from their GP practice during treatment	34%	48%	35%	38%
Q52. Patient has had a review of cancer care by GP practice	25%	27%	21%	25%

Long-term condition status tables

* Indicates where a score is not available due to suppression or a low base size.

	Long-term condition status			
	Yes	No	Not given	All
LIVING WITH AND BEYOND CANCER				
Q53. After treatment, the patient definitely could get enough emotional support at home from community or voluntary services	33%	36%	20%	33%
Q54. The right amount of information and support was offered to the patient between final treatment and the follow up appointment	71%	83%	79%	75%
Q55. Patient was given enough information about the possibility and signs of cancer coming back or spreading	52%	57%	63%	54%

	Long-term condition status			
	Yes	No	Not given	All
YOUR OVERALL NHS CARE				
Q56. The whole care team worked well together	84%	88%	89%	86%
Q57. Administration of care was very good or good	83%	87%	97%	85%
Q58. Cancer research opportunities were discussed with patient	51%	58%	53%	54%
Q59. Patient's average rating of care scored from very poor to very good	8.4	8.8	8.5	8.5

Year on year charts

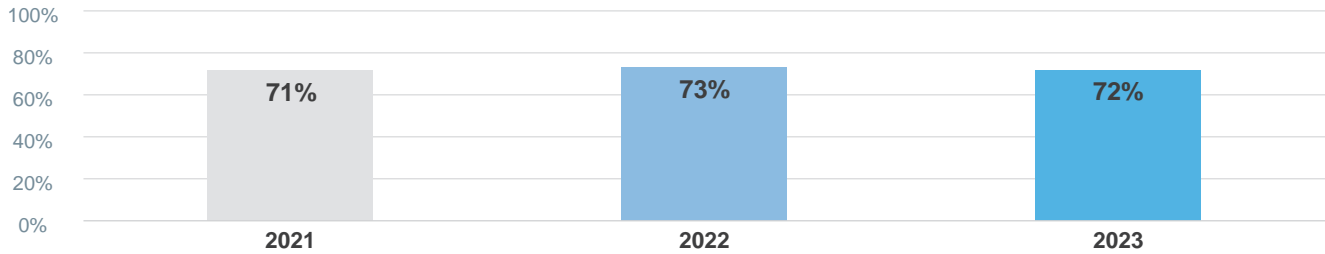
* Indicates where a score is not available due to suppression or a low base size.

** No score available for these years.

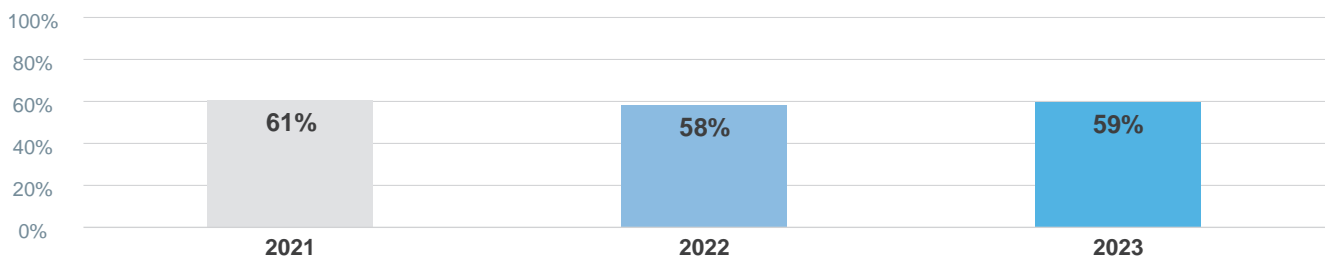
The scores are unadjusted and based on England scores only.

SUPPORT FROM YOUR GP PRACTICE

Q2. Patient only spoke to primary care professional once or twice before cancer diagnosis

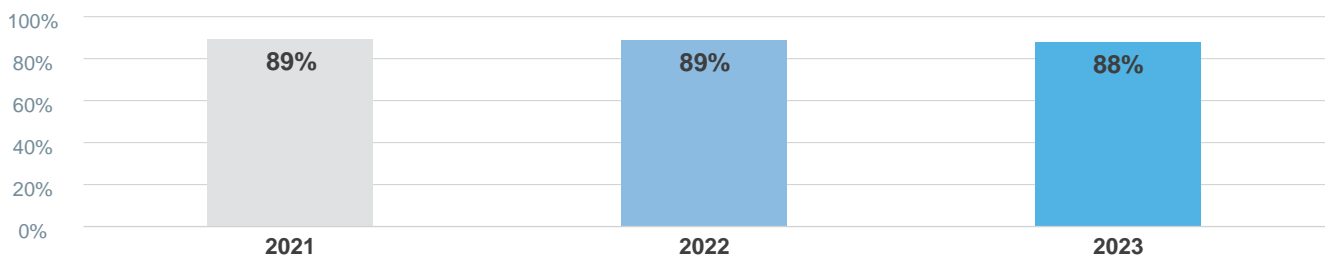


Q3. Referral for diagnosis was explained in a way the patient could completely understand

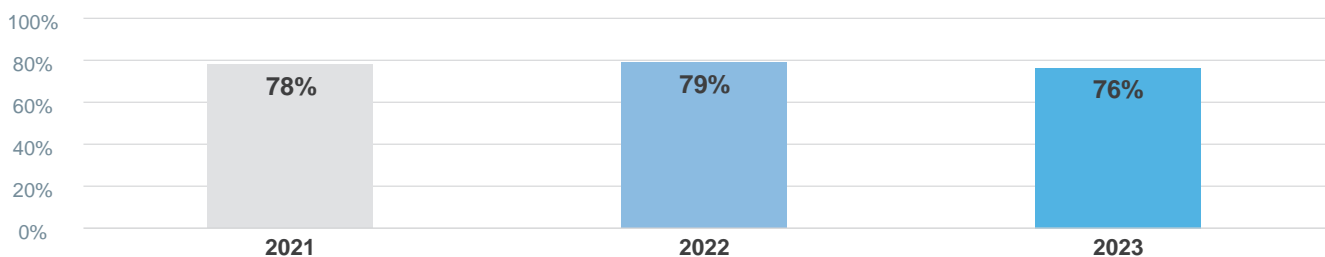


DIAGNOSTIC TESTS

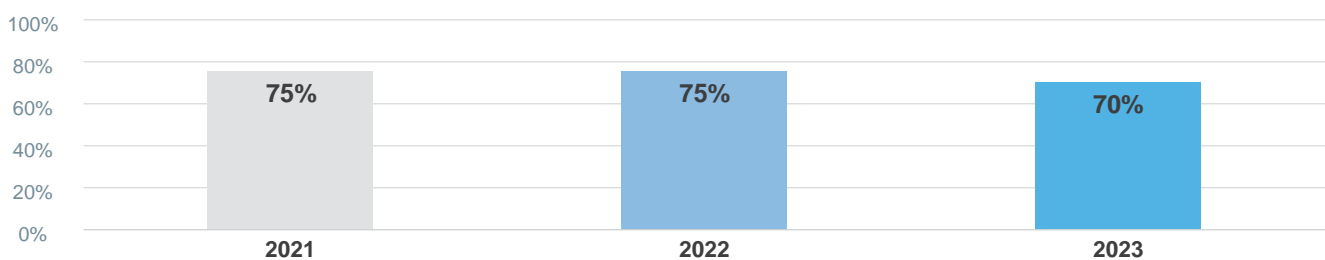
Q5. Patient received all the information needed about the diagnostic test in advance



Q6. Diagnostic test staff appeared to completely have all the information they needed about the patient



Q7. Patient felt the length of time waiting for diagnostic test results was about right



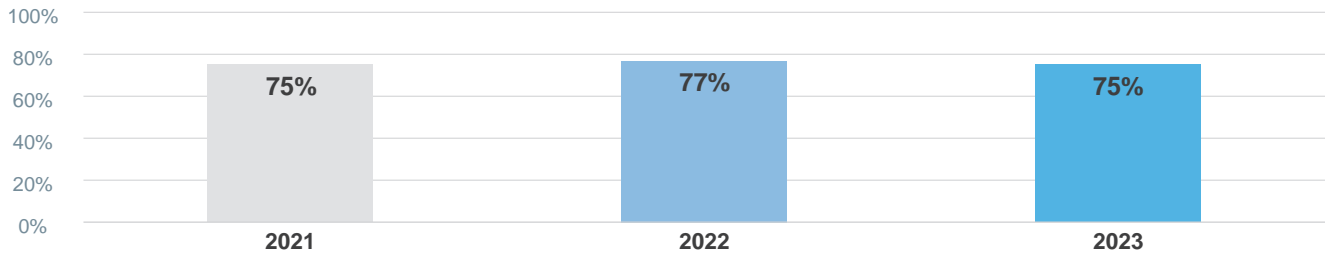
Year on year charts

* Indicates where a score is not available due to suppression or a low base size.

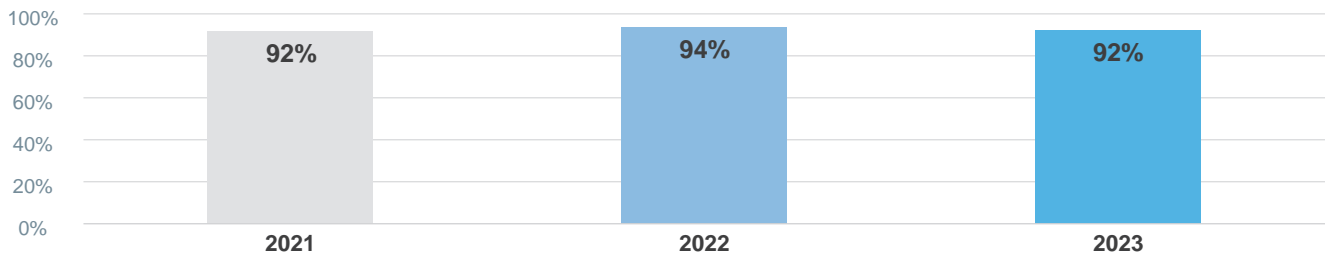
** No score available for these years.

The scores are unadjusted and based on England scores only.

Q8. Diagnostic test results were explained in a way the patient could completely understand

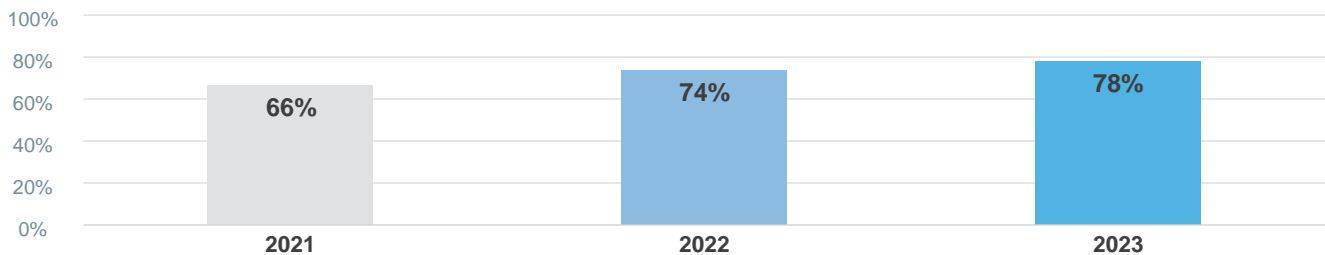


Q9. Enough privacy was always given to the patient when receiving diagnostic test results

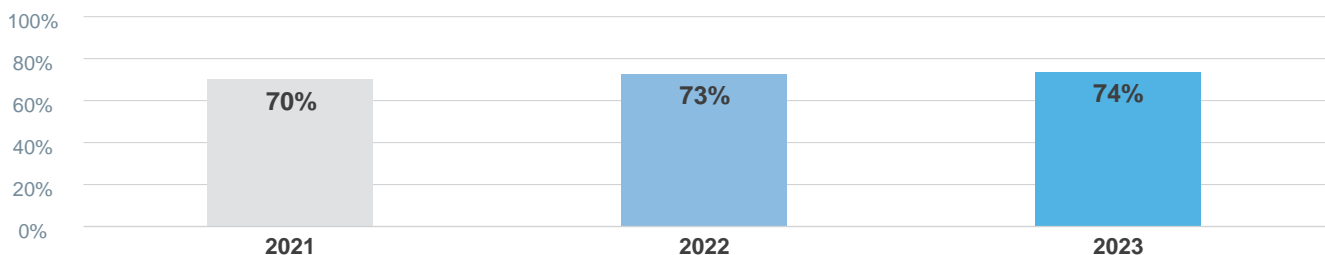


FINDING OUT THAT YOU HAD CANCER

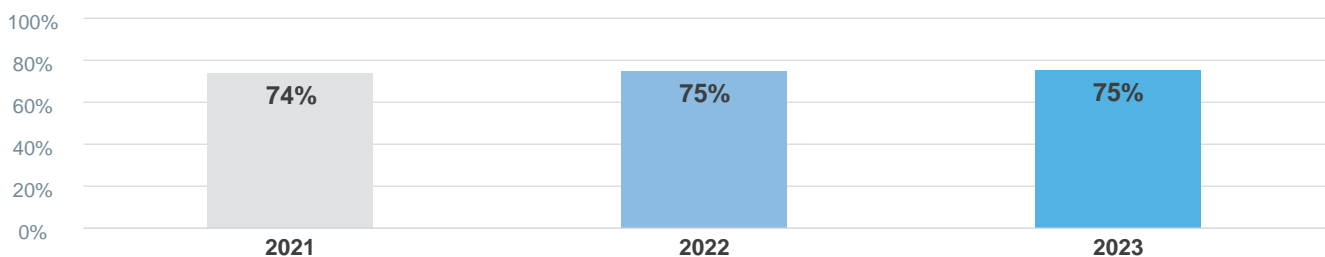
Q12. Patient was told they could have a family member, carer or friend with them when told diagnosis



Q13. Patient was definitely told sensitively that they had cancer



Q14. Cancer diagnosis explained in a way the patient could completely understand



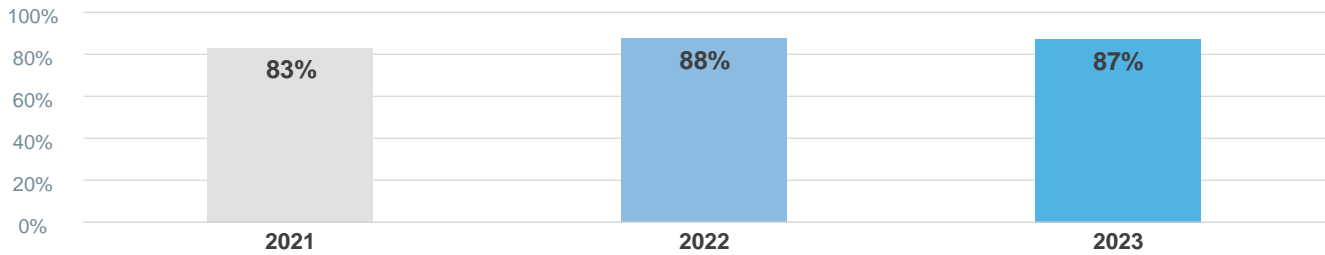
Year on year charts

* Indicates where a score is not available due to suppression or a low base size.

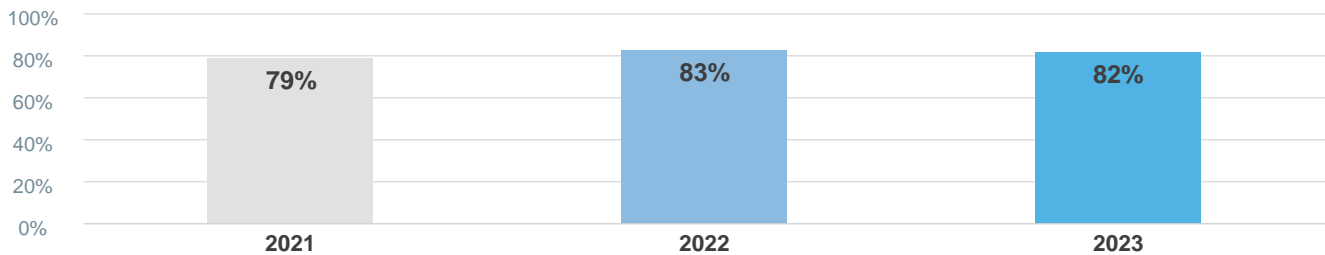
** No score available for these years.

The scores are unadjusted and based on England scores only.

Q15. Patient was definitely told about their diagnosis in an appropriate place

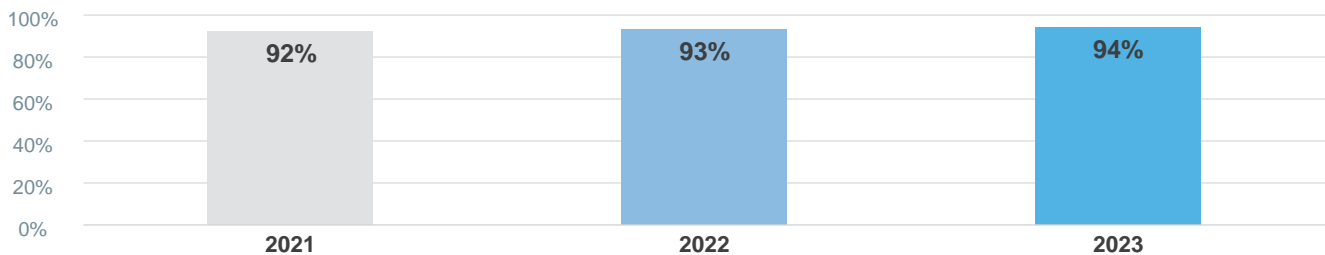


Q16. Patient was told they could go back later for more information about their diagnosis

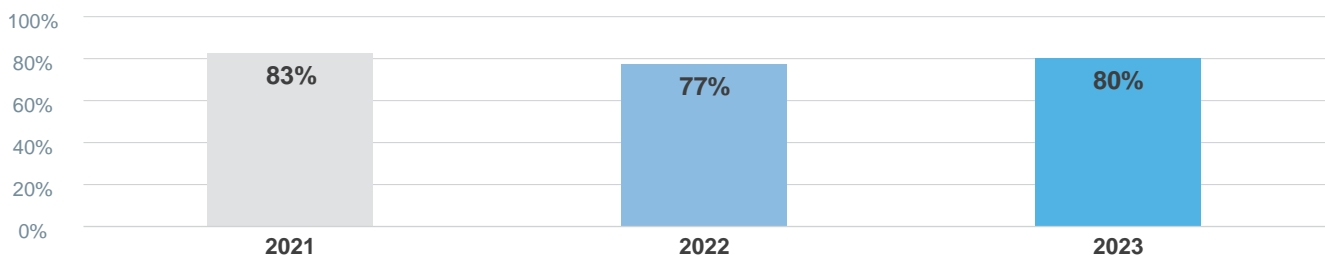


SUPPORT FROM A MAIN CONTACT PERSON

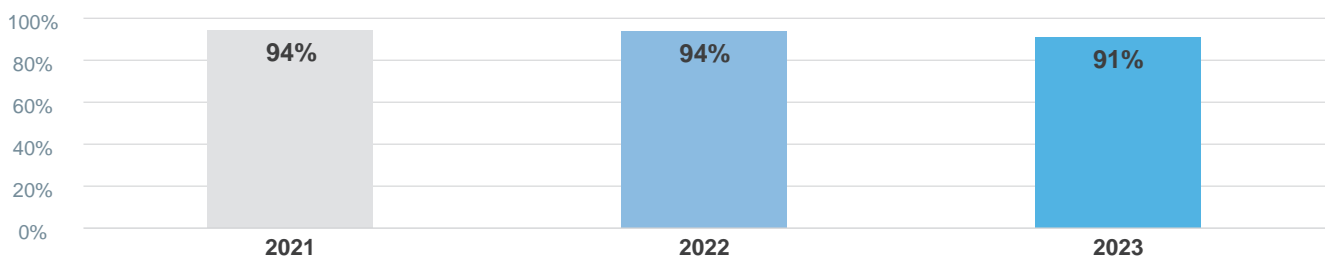
Q17. Patient had a main point of contact within the care team



Q18. Patient found it very or quite easy to contact their main contact person



Q19. Patient found advice from main contact person was very or quite helpful



Year on year charts

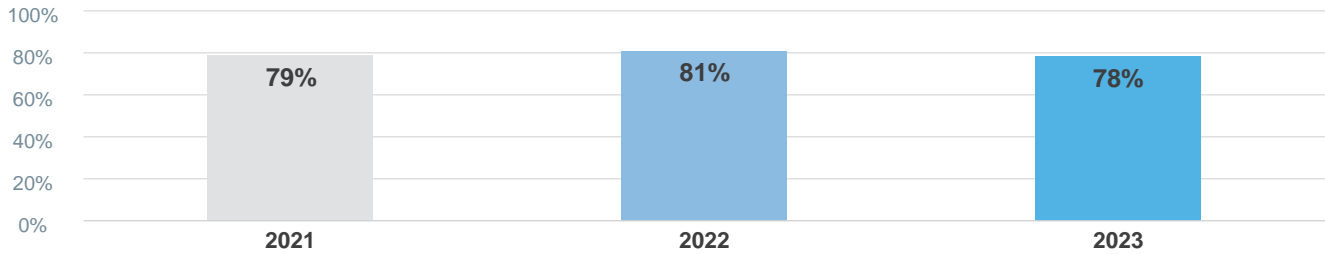
* Indicates where a score is not available due to suppression or a low base size.

** No score available for these years.

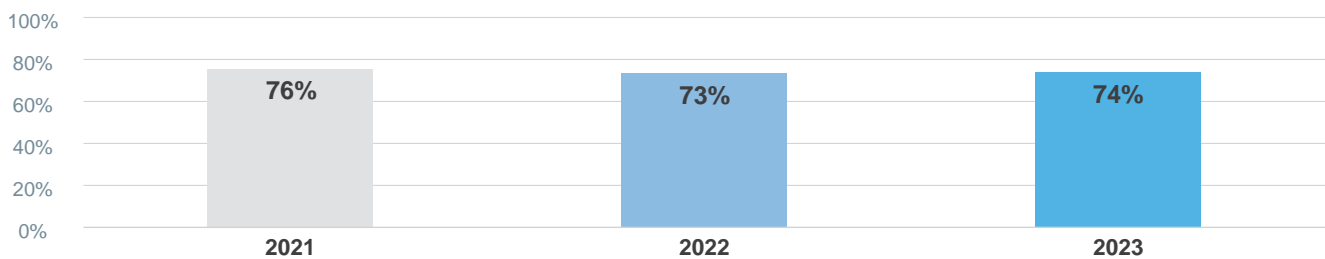
The scores are unadjusted and based on England scores only.

DECIDING ON THE BEST TREATMENT

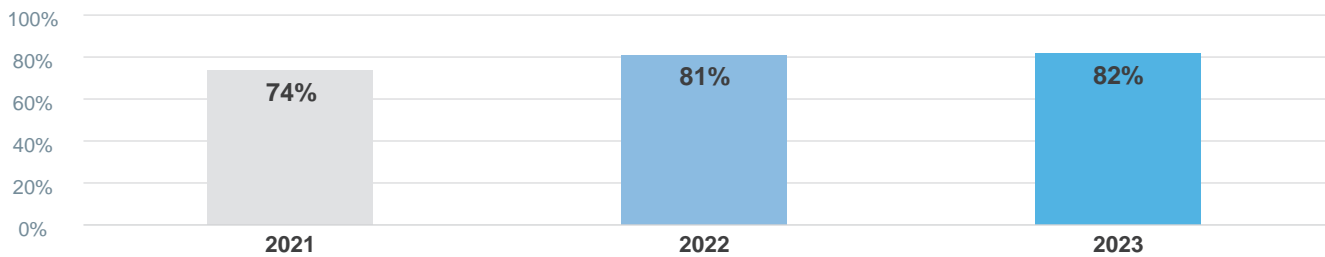
Q20. Treatment options were explained in a way the patient could completely understand



Q21. Patient was definitely involved as much as they wanted to be in decisions about their treatment



Q22. Family and/or carers were definitely involved as much as the patient wanted them to be in decisions about treatment options

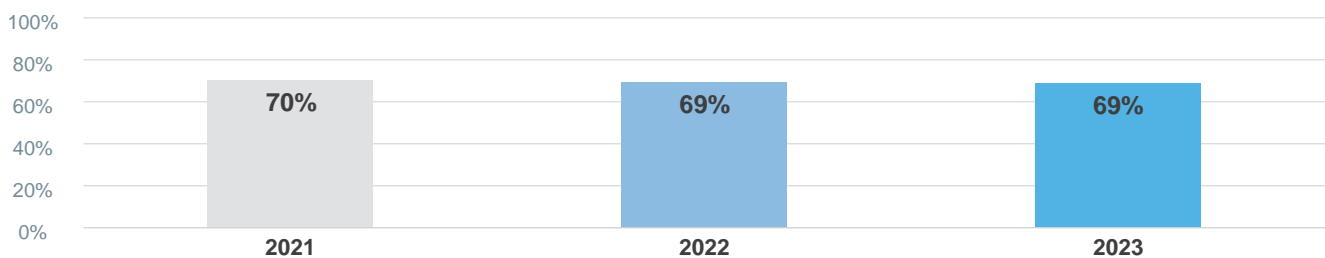


Q23. Patient could get further advice from a different healthcare professional before making decisions about their treatment options



CARE PLANNING

Q24. Patient was definitely able to have a discussion about their needs or concerns prior to treatment



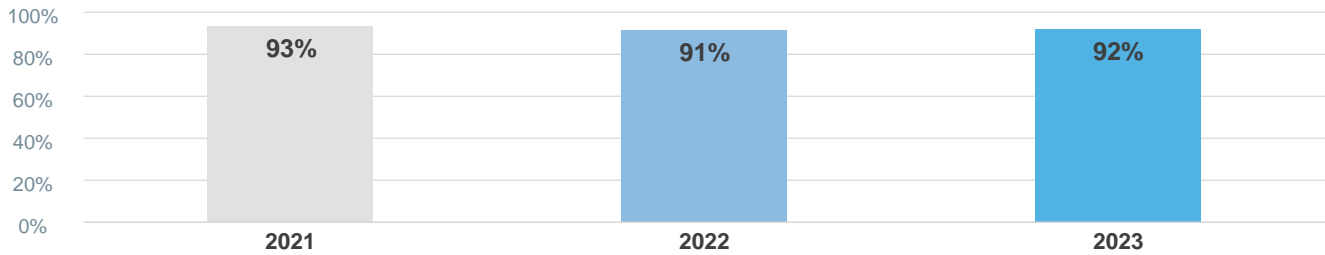
Year on year charts

* Indicates where a score is not available due to suppression or a low base size.

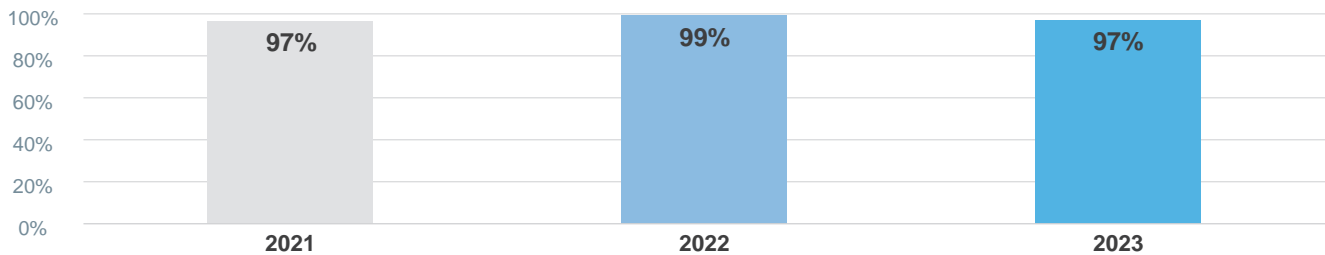
** No score available for these years.

The scores are unadjusted and based on England scores only.

Q25. A member of their care team helped the patient create a care plan to address any needs or concerns

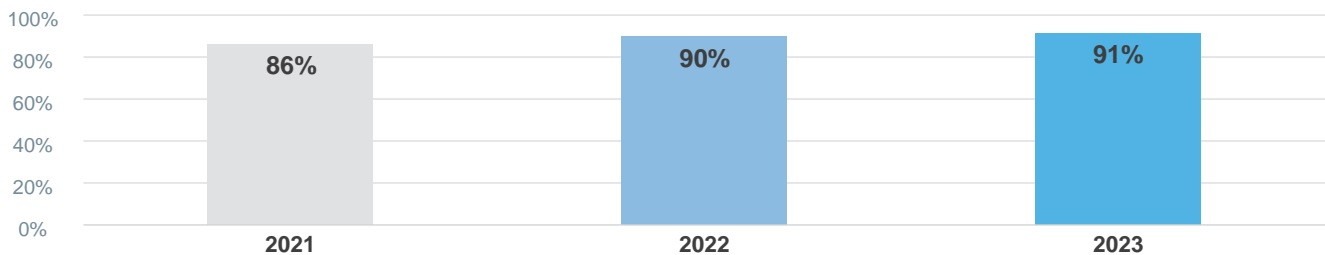


Q26. Care team reviewed the patient's care plan with them to ensure it was up to date

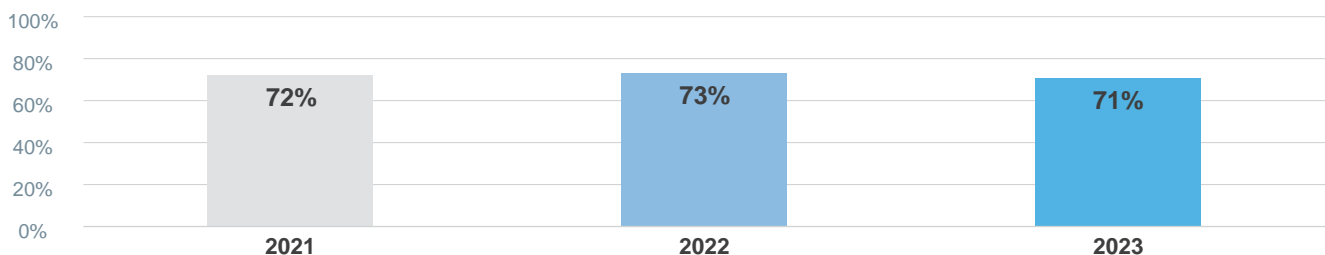


SUPPORT FROM HOSPITAL STAFF

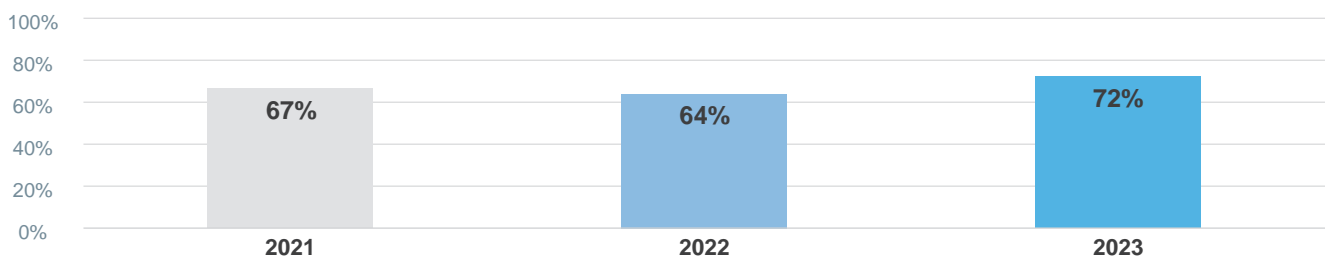
Q27. Staff provided the patient with relevant information on available support



Q28. Patient definitely got the right level of support for their overall health and well being from hospital staff



Q29. Patient was offered information about how to get financial help or benefits



Year on year charts

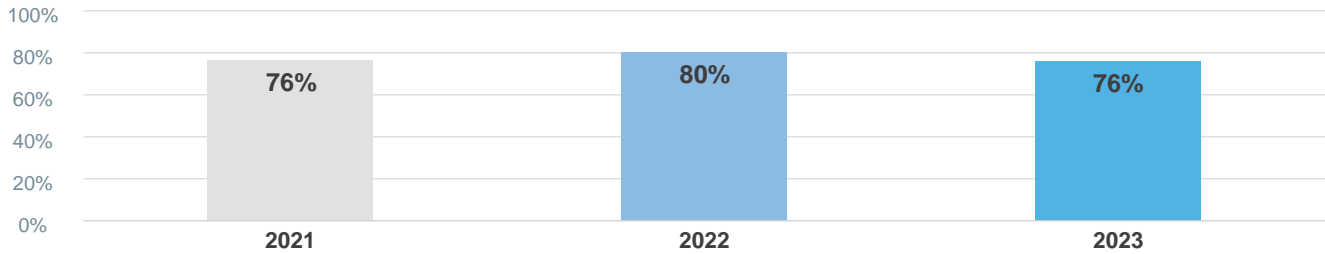
* Indicates where a score is not available due to suppression or a low base size.

** No score available for these years.

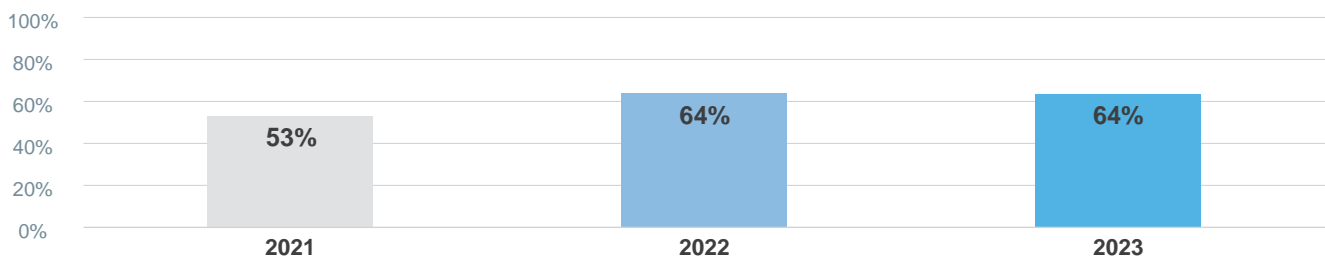
The scores are unadjusted and based on England scores only.

HOSPITAL CARE

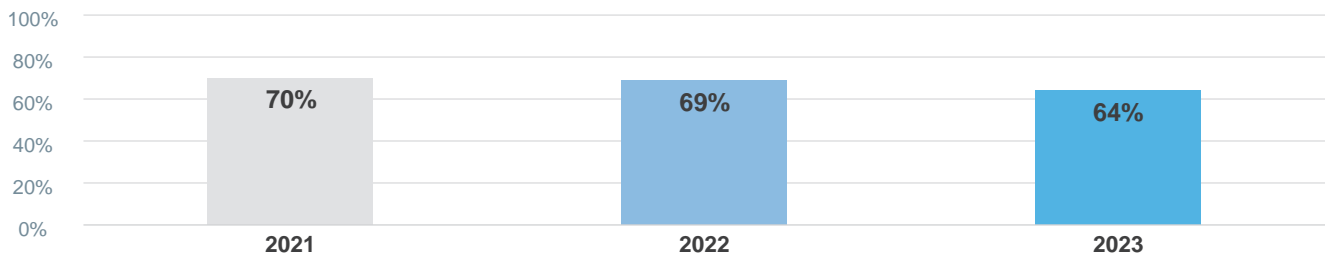
Q31. Patient had confidence and trust in all of the team looking after them during their stay in hospital



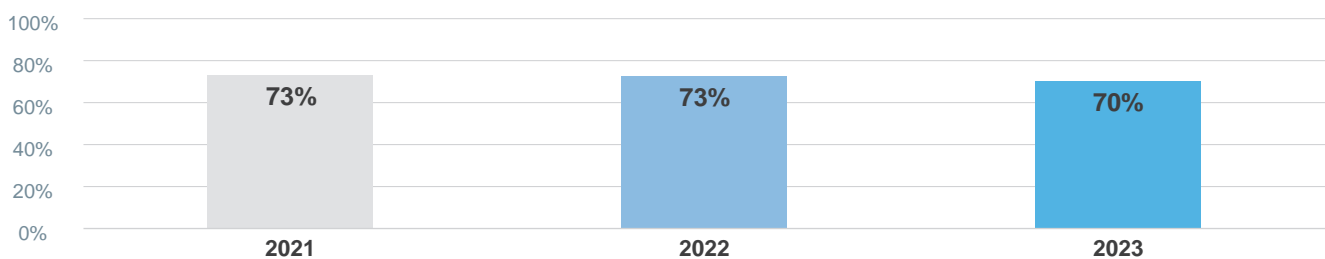
Q32. Patient's family, or someone close, was definitely able to talk to a member of the team looking after the patient in hospital



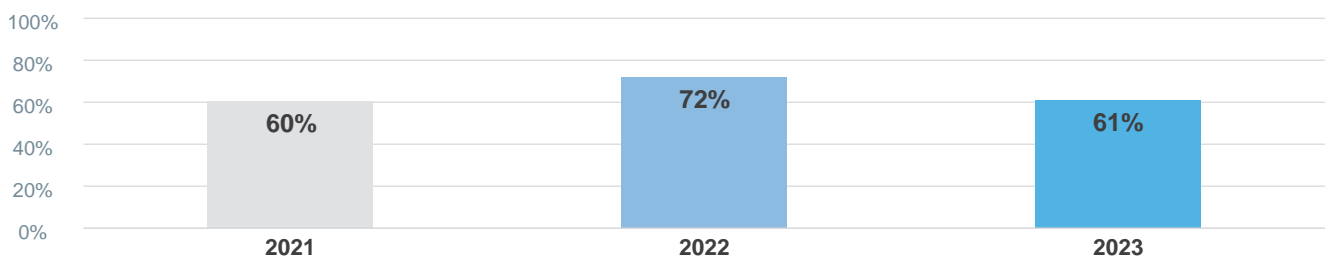
Q33. Patient was always involved in decisions about their care and treatment whilst in hospital



Q34. Patient was always able to get help from ward staff when needed



Q35. Patient was always able to discuss worries and fears with hospital staff

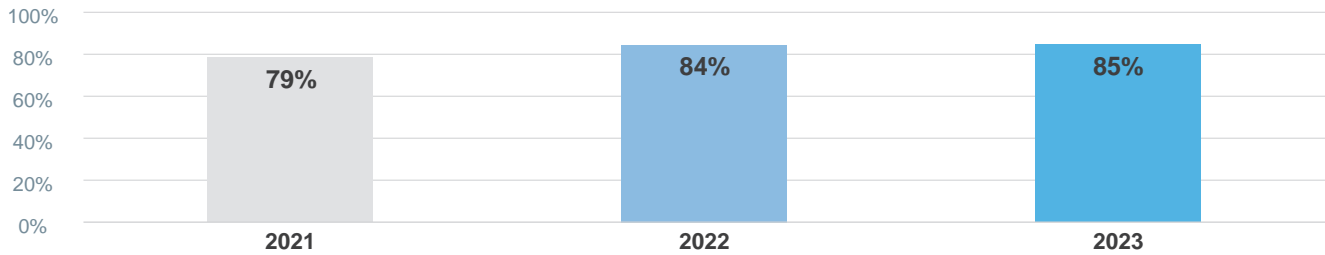


Year on year charts

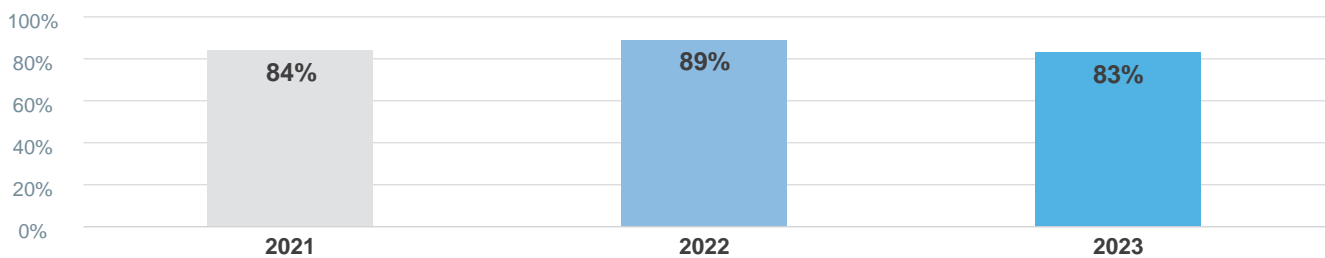
* Indicates where a score is not available due to suppression or a low base size. ** No score available for these years.

The scores are unadjusted and based on England scores only.

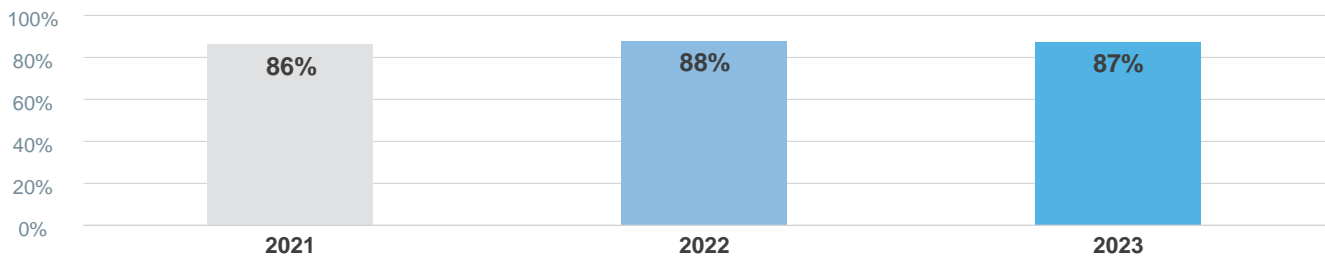
Q36. Hospital staff always did everything they could to help the patient control pain



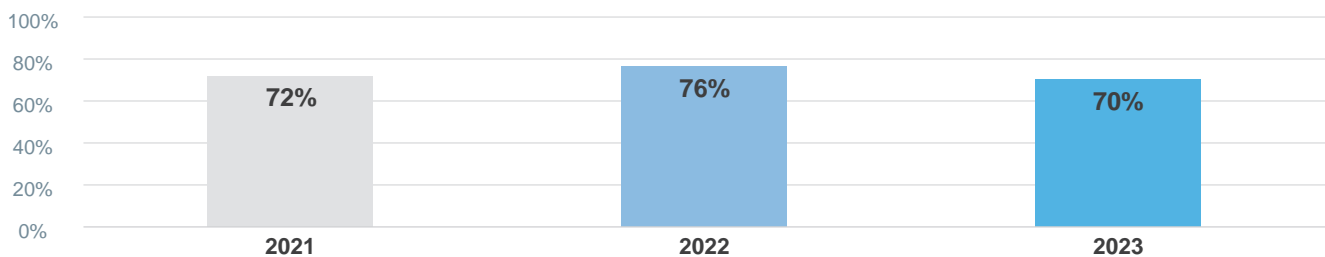
Q37. Patient was always treated with respect and dignity while in hospital



Q38. Patient received easily understandable information about what they should or should not do after leaving hospital

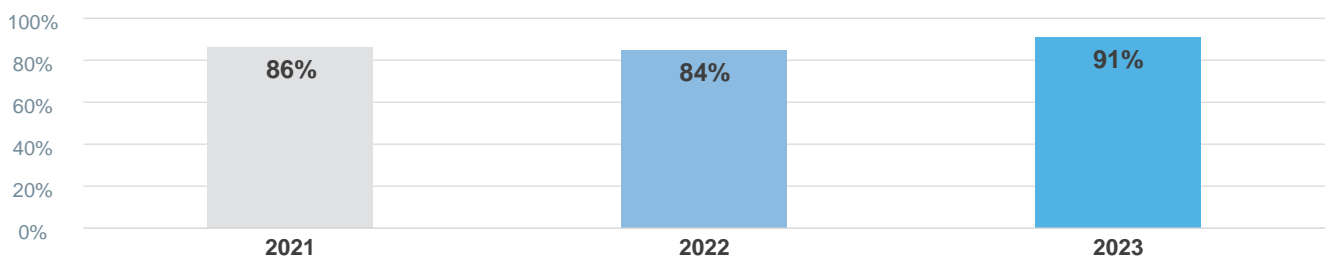


Q39. Patient was always able to discuss worries and fears with hospital staff while being treated as an outpatient or day case



YOUR TREATMENT

Q41_1. Beforehand patient completely had enough understandable information about surgery



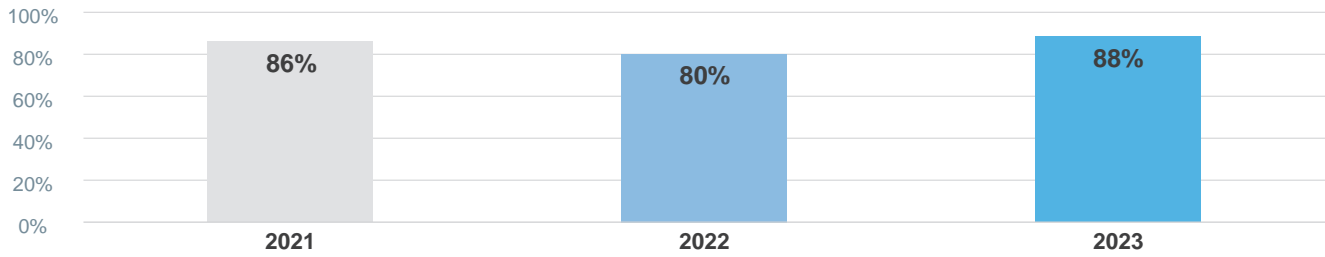
Year on year charts

* Indicates where a score is not available due to suppression or a low base size.

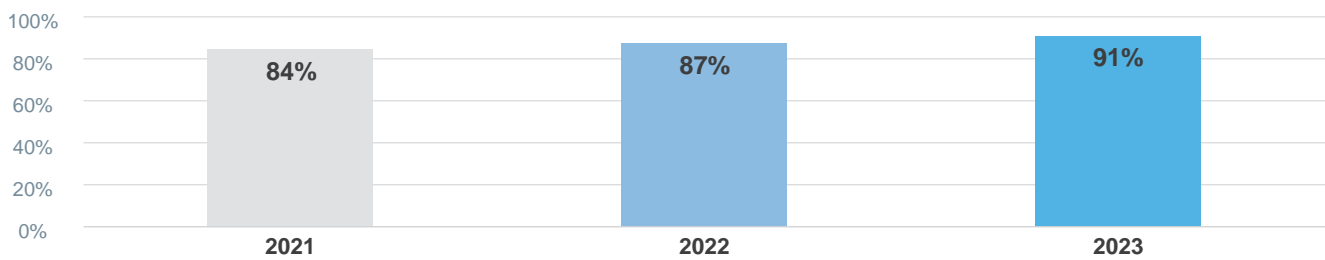
** No score available for these years.

The scores are unadjusted and based on England scores only.

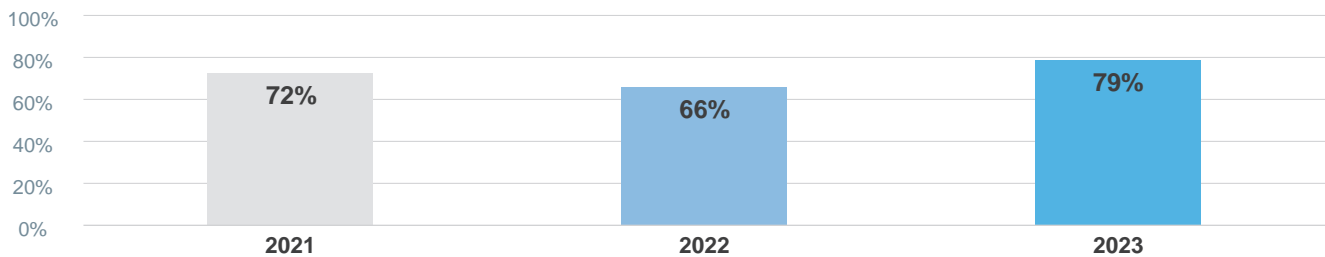
Q41_2. Beforehand patient completely had enough understandable information about chemotherapy



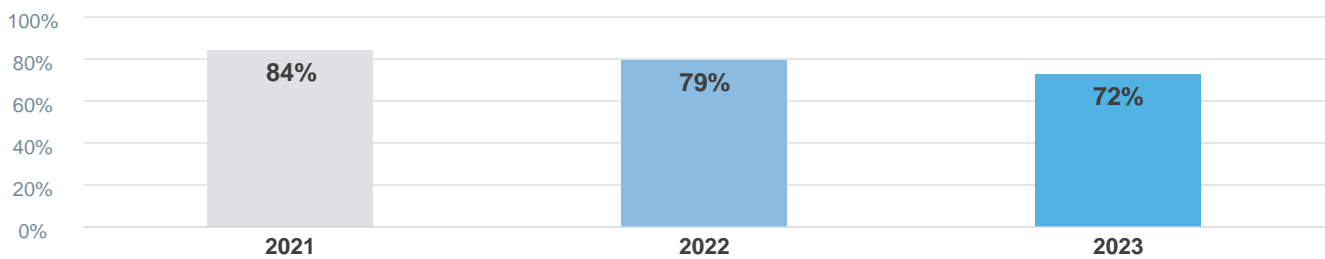
Q41_3. Beforehand patient completely had enough understandable information about radiotherapy



Q41_4. Beforehand patient completely had enough understandable information about hormone therapy



Q41_5. Beforehand patient completely had enough understandable information about immunotherapy



Q42_1. Patient completely had enough understandable information about their response to surgery



Year on year charts

* Indicates where a score is not available due to suppression or a low base size.

** No score available for these years.

The scores are unadjusted and based on England scores only.

Q42_2. Patient completely had enough understandable information about their response to chemotherapy



Q42_3. Patient completely had enough understandable information about their response to radiotherapy



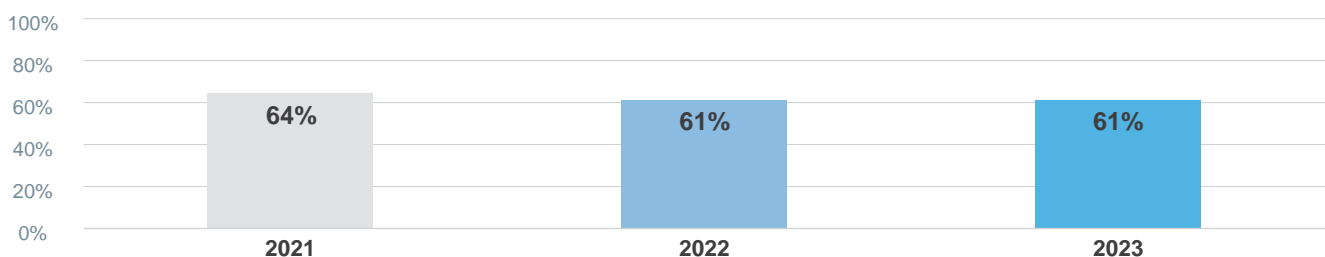
Q42_4. Patient completely had enough understandable information about their response to hormone therapy



Q42_5. Patient completely had enough understandable information about their response to immunotherapy



Q43. Patient felt the length of waiting time at clinic and day unit for cancer treatment was about right



Year on year charts

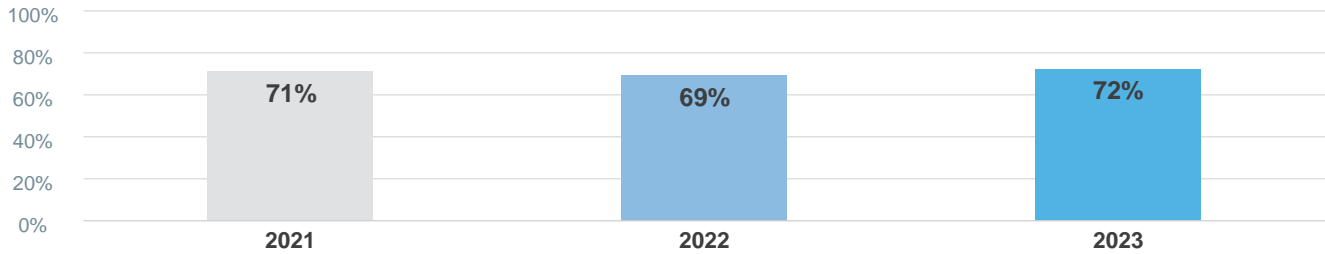
* Indicates where a score is not available due to suppression or a low base size.

** No score available for these years.

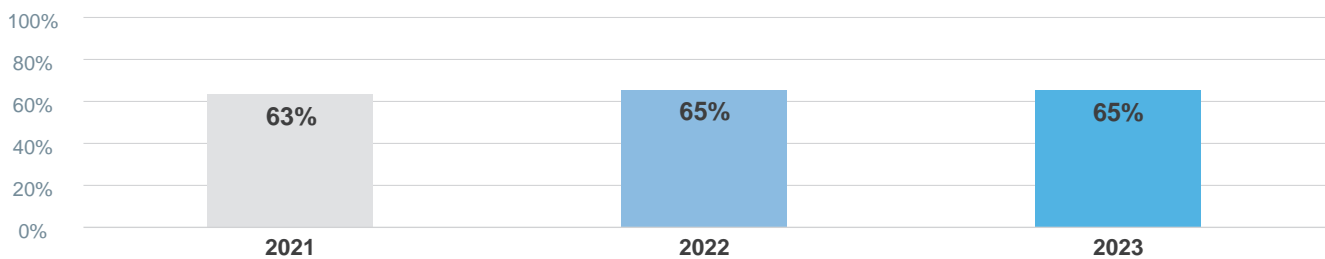
The scores are unadjusted and based on England scores only.

IMMEDIATE AND LONG TERM SIDE EFFECTS

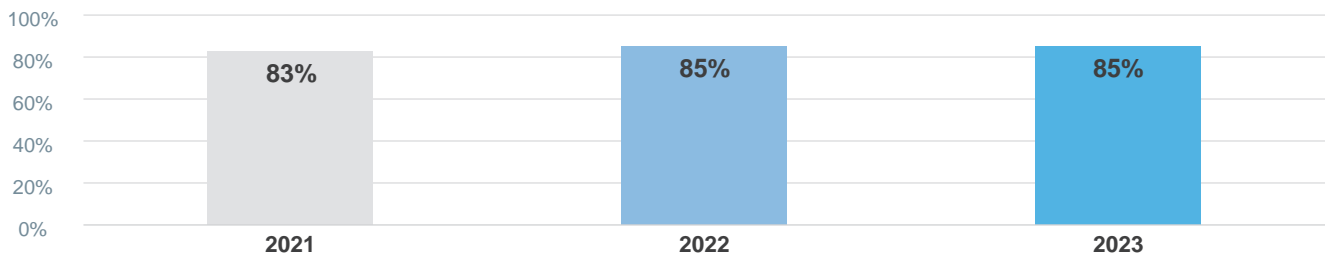
Q44. Possible side effects from treatment were definitely explained in a way the patient could understand



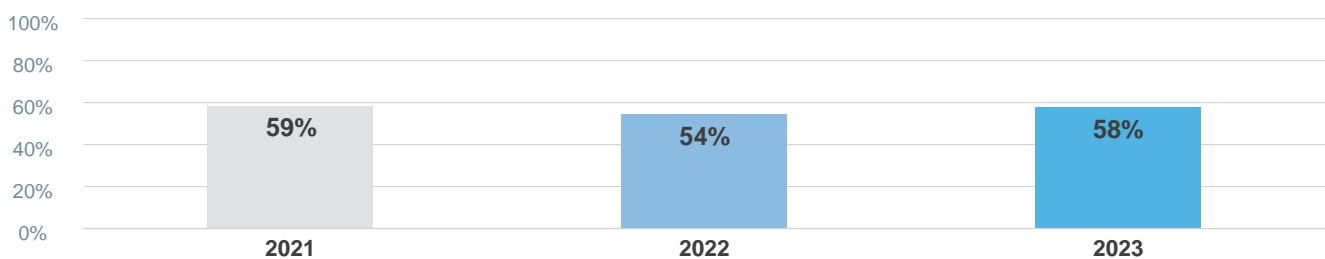
Q45. Patient was always offered practical advice on dealing with any immediate side effects from treatment



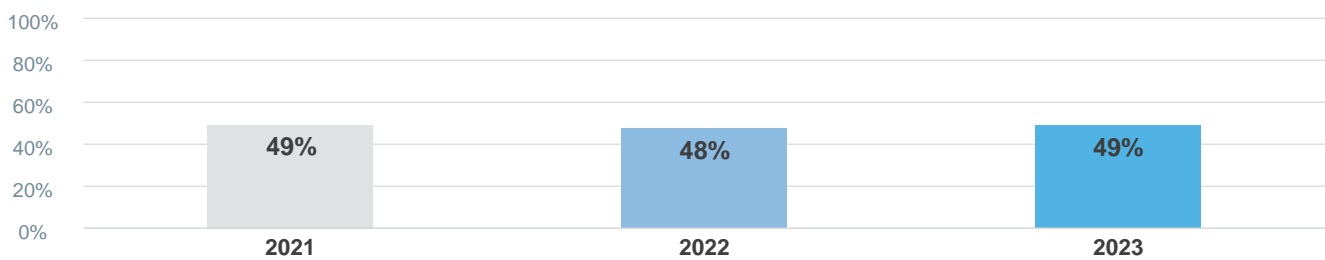
Q46. Patient was given information that they could access about support in dealing with immediate side effects from treatment



Q47. Patient felt possible long-term side effects were definitely explained in a way they could understand in advance of their treatment



Q48. Patient was definitely able to discuss options for managing the impact of any long-term side effects



Year on year charts

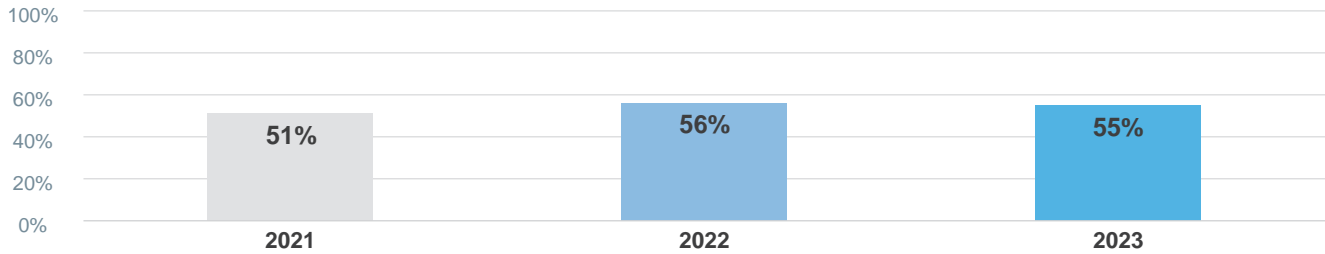
* Indicates where a score is not available due to suppression or a low base size.

** No score available for these years.

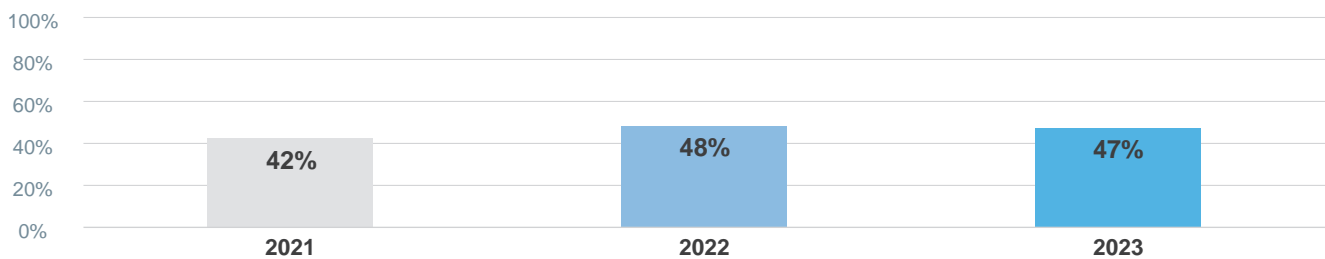
The scores are unadjusted and based on England scores only.

SUPPORT WHILE AT HOME

Q49. Care team gave family, or someone close, all the information needed to help care for the patient at home

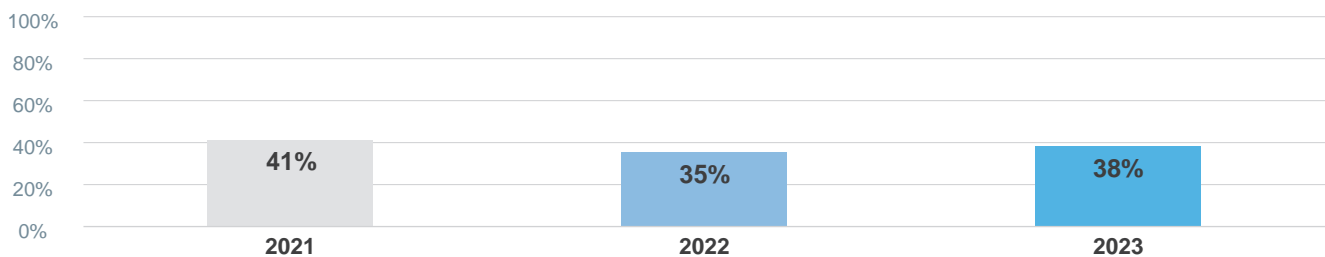


Q50. During treatment, the patient definitely got enough care and support at home from community or voluntary services

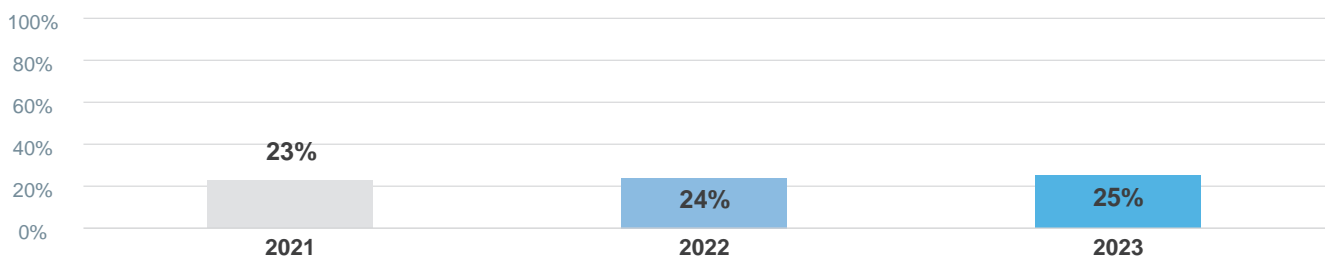


CARE FROM YOUR GP PRACTICE

Q51. Patient definitely received the right amount of support from their GP practice during treatment

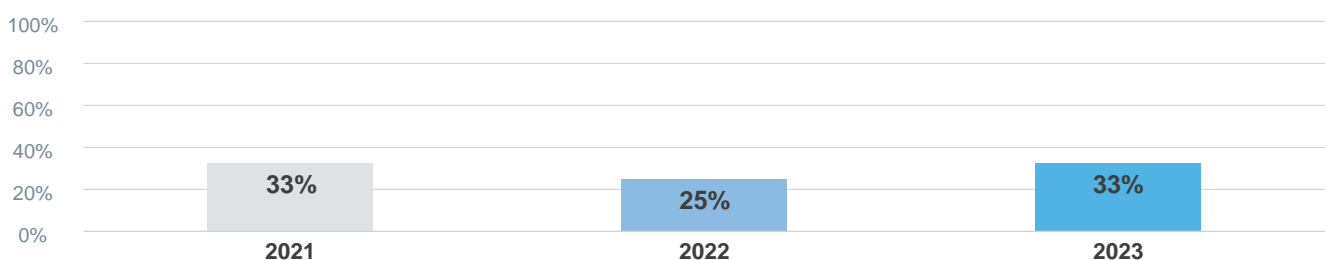


Q52. Patient has had a review of cancer care by GP practice



LIVING WITH AND BEYOND CANCER

Q53. After treatment, the patient definitely could get enough emotional support at home from community or voluntary services



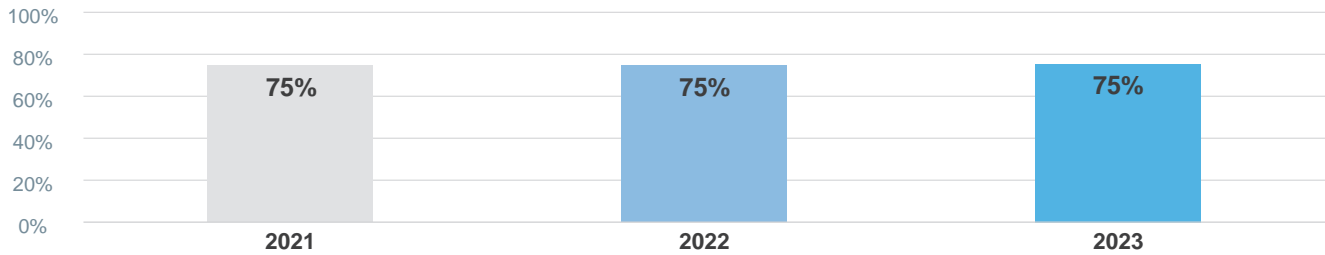
Year on year charts

* Indicates where a score is not available due to suppression or a low base size.

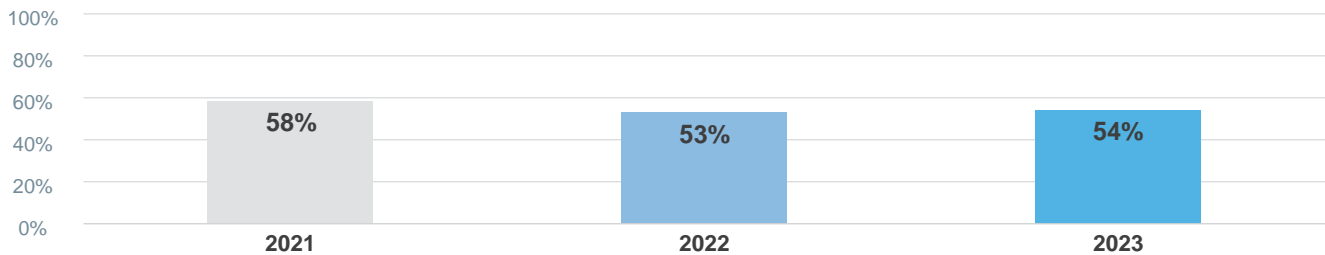
** No score available for these years.

The scores are unadjusted and based on England scores only.

Q54. The right amount of information and support was offered to the patient between final treatment and the follow up appointment

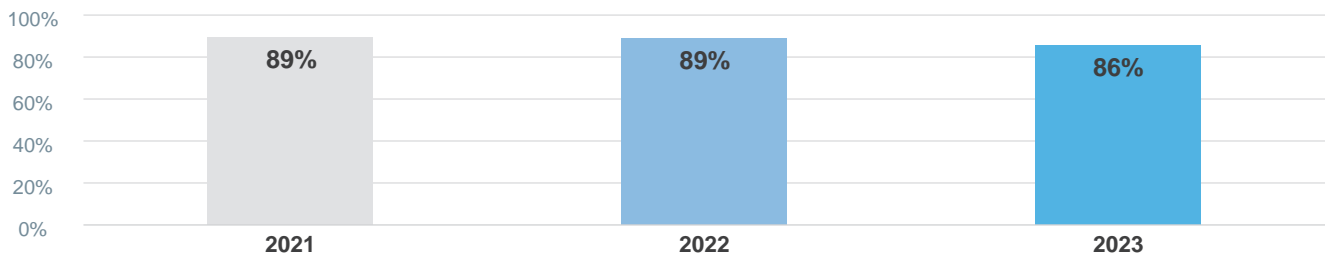


Q55. Patient was given enough information about the possibility and signs of cancer coming back or spreading

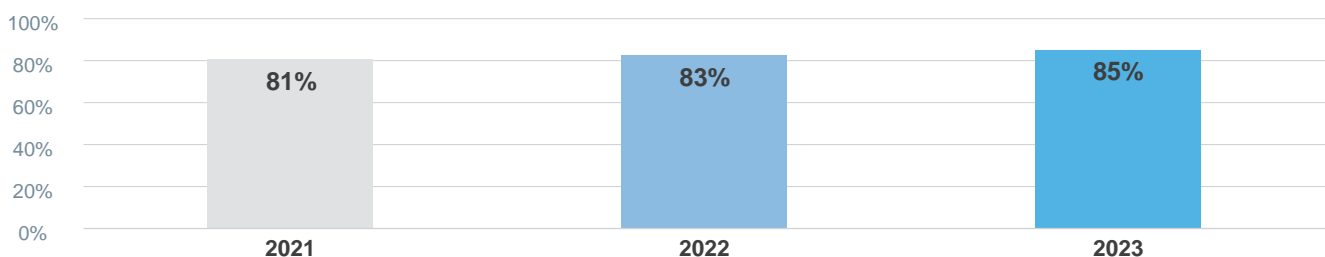


YOUR OVERALL NHS CARE

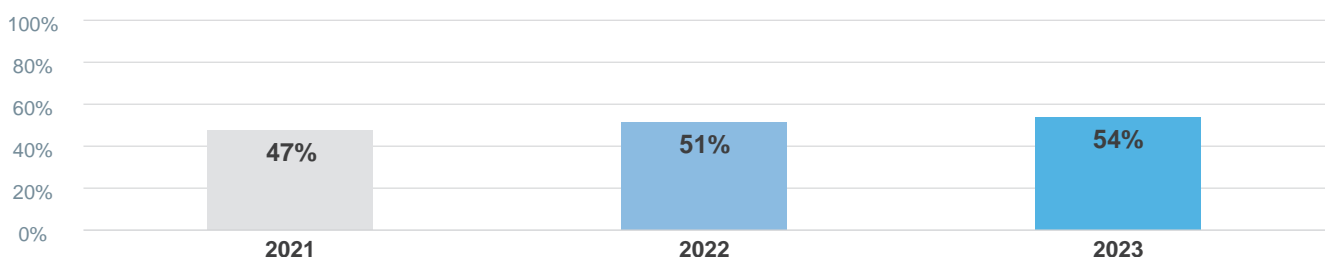
Q56. The whole care team worked well together



Q57. Administration of care was very good or good



Q58. Cancer research opportunities were discussed with patient



Year on year charts

* Indicates where a score is not available due to suppression or a low base size.

** No score available for these years.

The scores are unadjusted and based on England scores only.

Q59. Patient's average rating of care scored from very poor to very good

