

Cancer Patient Experience Survey

2021 Results

Kent and Medway

Published July 2022

Executive Summary

Kent and Medway has no scores above expected range

Questions Below Expected Range

	Case Mix Adjusted Scores			England Score
	2021 Score	Lower Expected Range	Upper Expected Range	
Q5. Patient received all the information needed about the diagnostic test in advance	90%	91%	94%	93%
Q6. Diagnostic test staff appeared to completely have all the information they needed about the patient	81%	82%	86%	84%
Q8. Diagnostic test results were explained in a way the patient could completely understand	75%	76%	81%	79%
Q9. Enough privacy was always given to the patient when receiving diagnostic test results	93%	93%	96%	94%
Q12. Patient was told they could have a family member, carer or friend with them when told diagnosis	63%	67%	76%	71%
Q13. Patient was definitely told sensitively that they had cancer	71%	71%	76%	73%
Q14. Cancer diagnosis explained in a way the patient could completely understand	74%	75%	78%	76%
Q15. Patient was definitely told about their diagnosis in an appropriate place	81%	83%	86%	84%
Q16. Patient was told they could go back later for more information about their diagnosis	80%	80%	86%	83%
Q22. Family and/or carers were definitely involved as much as the patient wanted them to be in decisions about treatment options	70%	72%	78%	75%
Q27. Staff provided the patient with relevant information on available support	87%	87%	92%	90%
Q28. Patient definitely got the right level of support for their overall health and well being from hospital staff	72%	73%	79%	76%
Q32. Patient's family, or someone close, was definitely able to talk to a member of the team looking after the patient in hospital	52%	56%	66%	61%
Q37. Patient was always treated with respect and dignity while in hospital	87%	87%	91%	89%
Q39. Patient was always able to discuss worries and fears with hospital staff while being treated as an outpatient or day case	75%	76%	81%	78%
Q41_2. Beforehand patient completely had enough understandable information about chemotherapy	82%	83%	87%	85%
Q42_2. Patient completely had enough understandable information about progress with chemotherapy	74%	76%	81%	79%
Q42_5. Patient completely had enough understandable information about progress with immunotherapy	73%	74%	83%	79%
Q45. Patient was always offered practical advice on dealing with any immediate side effects from treatment	67%	67%	72%	70%
Q46. Patient was given information that they could access about support in dealing with immediate side effects from treatment	84%	84%	88%	86%
Q49. Care team gave family, or someone close, all the information needed to help care for the patient at home	51%	52%	59%	55%
Q53. After treatment, the patient definitely could get enough emotional support at home from community or voluntary services	27%	28%	36%	32%
Q56. The whole care team worked well together	87%	89%	93%	91%
Q57. Administration of care was very good or good	84%	86%	91%	88%

Introduction

The National Cancer Patient Experience Survey 2021 is the 11th iteration of the survey first undertaken in 2010. It has been designed to monitor progress on cancer care; to provide information to drive local quality improvements; to assist commissioners and providers of cancer care; and to inform the work of the various charities and stakeholder groups supporting cancer patients.

The survey was overseen by a national Cancer Patient Experience Advisory Group. This Advisory Group set the principles and objectives of the survey programme and guided questionnaire development. The survey was commissioned and managed by NHS England. The survey provider, Picker, is responsible for designing, running and analysing the survey.

The 2021 survey involved 134 NHS Trusts. Out of 107,412 people, 59,352 people responded to the survey, yielding a response rate of 55%.

Methodology

Eligibility, fieldwork and survey methods

The sample for the survey included all adult (aged 16 and over) NHS patients, with a confirmed primary diagnosis of cancer, discharged from an NHS Trust after an inpatient episode or day case attendance for cancer related treatment in the months of April, May and June 2021. The fieldwork for the survey was undertaken between October 2021 and February 2022.

As in the previous six years, the survey used a mixed mode methodology. Questionnaires were sent by post, with two reminders where necessary, but also included an option to complete the questionnaire online. A Freephone helpline and email was available for respondents to opt out, ask questions about the survey, enable them to complete their questionnaire over the phone and provide access to a translation and interpreting facility for those whose first language was not English.

Note on question comparability

The questionnaire was redeveloped for the 2021 National Cancer Patient Experience Survey. Due to the significant changes made to the questionnaire no trend data or year on year comparisons are presented in results, and comparisons to previous years' results should not be made.

Case-mix adjustment

Both unadjusted and adjusted scores are presented in this report. Case-mix adjusted scores allows us to account for the impact that differing patient populations might have on results. By using the case-mix adjusted estimates we can obtain a greater understanding of how an ICS is performing given their patient population. The factors taken into account in this case-mix adjustment are gender, age, ethnic group, deprivation, and cancer type.

Unadjusted data should be used to see the actual responses from patients relating to the ICS. Case-mix adjusted data, together with expected ranges, should be used to understand whether the results are significantly higher or lower than national results taking account of the patient mix.

Scoring methodology

Sixty-one questions from the questionnaire are scored as these questions relate directly to patient experience. For all but one question (Q59), the score shows the percentage of respondents who gave the most favourable response to a question. For Q59, respondents rate their overall care on a scale of 0 to 10, of which the average was calculated for this question's presented score. The percentages in this report have been rounded to the nearest percentage point. Therefore, in some cases the figures do not appear to add up to 100%.

Suppression

Question-level suppression

For scores where the base size per question is <11, the score will be suppressed and replaced with an asterisk (*). The base size does not include non-scored response options.

Double suppression

If any group within a particular sub-group breakdown (such as the tumour group breakdown) has <11 respondents, then the figure for this particular group is suppressed and replaced with an asterisk (*).

If there is only one group within the sub-group breakdown that has <11 respondents, and is therefore suppressed, the group with the next lowest number of respondents is also suppressed and replaced with an asterisk (*) (regardless if it is greater than or less than 11).

Additional suppression

Additional suppression happens if only **one** ICS has a score suppressed. If this happens, we will suppress another ICS's results (both the ICS level and subgroup results for the question) based on the next lowest number of respondents for the score. We do this so that the national score cannot be used to work out the score for the individual ICS.

The same rule applies to groups in each subgroup breakdown. For example, if only **one** ICS has the 85+ age group suppressed for Q25 we will need to suppress another ICS's results for the 85+ age group on Q25. This suppression is based on the 85+ age group with the next lowest number of respondents for Q25.

Understanding the results

This report shows how this ICS scored for each question in the survey compared with national results. It is aimed at helping individual ICSs to understand their performance and identify areas for local and regional improvement. Below is a description of the type of results presented within this report and how to understand them.

Expected range charts

The expected range charts in this report show a bar with the lowest and highest score received for each question nationally. Within this bar, an expected range is given (in grey) and a black diamond represents the actual score for this ICS.

ICSs whose score is above the upper limit of the expected range (in the dark blue) are positive outliers, with a score statistically significantly higher than the national mean. This indicates that the ICS performs better than what ICSs of the same size and demographics are expected to perform. The opposite is true if the score is below the lower limit of the expected range (in the light blue); these are negative outliers. For scores within the expected range (in the grey), the score is what we would expect given the ICS's size and demographics.

Comparability tables

The comparability tables show the 2021 unadjusted scores for this ICS for each scored question. The adjusted 2021 score will also be presented for each scored question along with the lower and upper expected range and national score. Scores above the upper limit of the expected range will be highlighted dark blue, scores below the lower limit of the expected range will be highlighted light blue, and scores within the lower and upper limit of the expected ranges will be highlighted grey.

Sub-group breakdowns

Unadjusted scores are shown for tumour type, gender, age, IMD quintile and ethnicity breakdowns. Unadjusted scores for the same sub-group across different ICSs may not be comparable, as they do not account for the impact that differing patient populations might have on results.

Tumour type tables

The tumour type tables show the unadjusted scores for each scored question for each of the 13 tumour groups. Central nervous system is abbreviated as 'CNS' and lower gastrointestinal tract is abbreviated as 'LGT' throughout this report.

Age group tables

The age group tables show the unadjusted scores for each scored question for each of the eight age groups.

Gender tables

The gender tables show the unadjusted scores for the following groups male; female; non-binary; prefer to self-describe; and prefer not to say.

Ethnicity tables

The ethnicity tables show the unadjusted scores for six ethnicity groups.

IMD quintile tables

The IMD quintile tables show the unadjusted scores for five quintiles based on relative disadvantage, with quintile 1 being the most deprived and quintile 5 being the least deprived.

Further information

This research was carried out in accordance with the international standard for organisations conducting social research (accreditation to ISO20252:2012; certificate number GB08/74322). The 2021 survey data has been produced and published in line with the Code of Practice for Official Statistics.

For more information on the methodology, please see the Technical Document. It can be viewed along with the 2021 questionnaire and survey guidance on the website at www.ncpes.co.uk. For all other outputs at ICS level, please see the Excel tables and dashboards at www.ncpes.co.uk.

Response Rate

Overall Response Rate

2,011 patients responded out of a total of 3,716 patients, resulting in a response rate of 54%.

	Sample Size	Adjusted Sample	Completed	Response Rate
Overall response rate	3,890	3,716	2,011	54%
National	113,516	107,412	59,352	55%

Respondents by Survey Type

	Number of Respondents
Paper	1,618
Online	391
Phone	2
Translation Service	0
Total	2,011

Respondents by Tumour Group

	Number of Respondents
Brain / CNS	3
Breast	619
Colorectal / LGT	266
Gynaecological	75
Haematological	284
Head and Neck	62
Lung	148
Prostate	143
Sarcoma	18
Skin	58
Upper Gastro	70
Urological	117
Other	148
Total	2,011

Respondents by Age and Gender

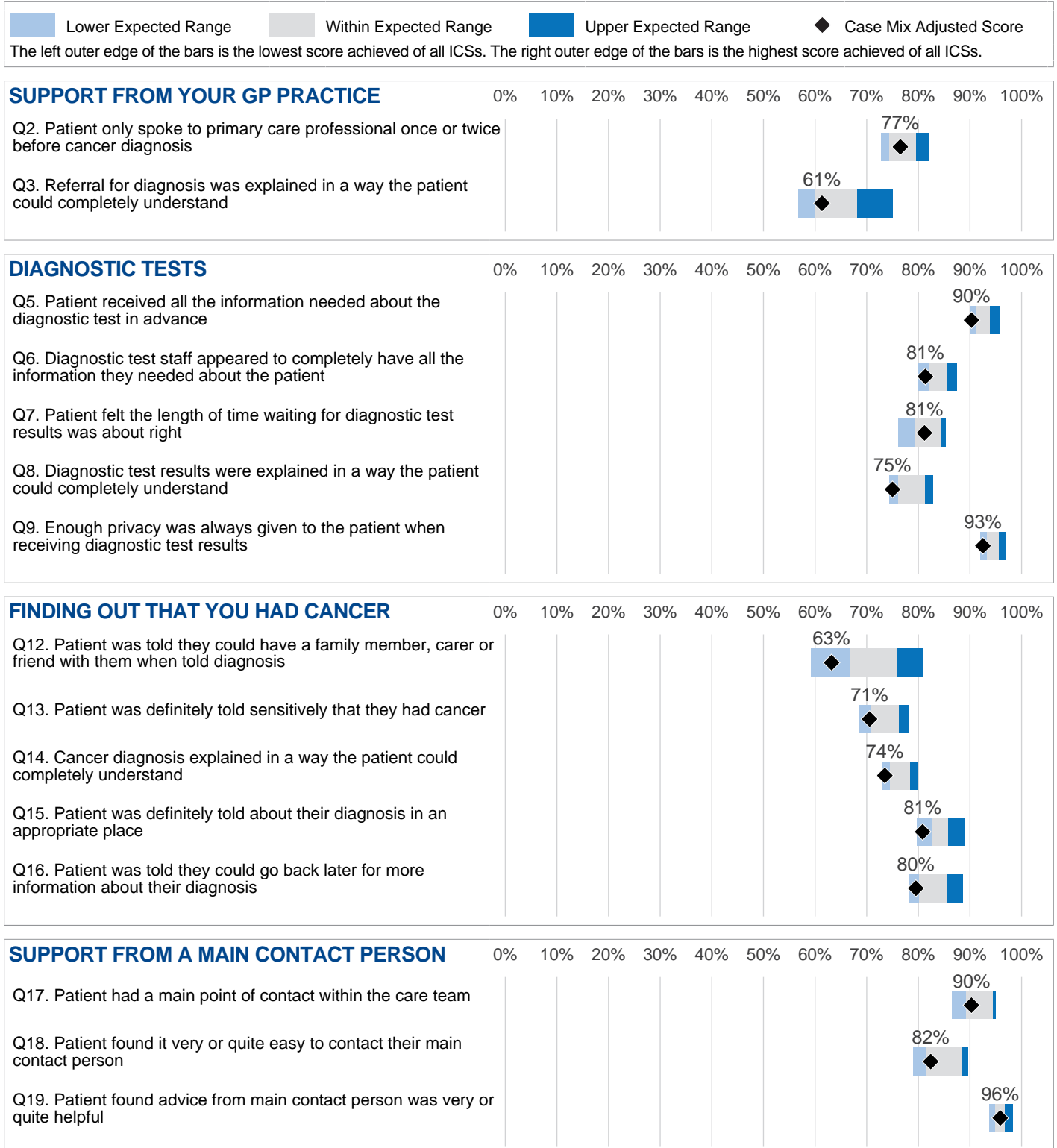
Respondents year of birth has been used to determine age. This information has been amalgamated into 8 age bands. The age and gender distribution for the ICS was as follows:

	Age 16-24	Age 25-34	Age 35-44	Age 45-54	Age 55-64	Age 65-74	Age 75-84	Age 85+	Total
Female	1	11	47	150	292	375	211	40	1,127
Male	4	7	6	42	153	282	245	39	778
Non-binary	0	0	0	0	0	0	0	0	0
Prefer to self-describe	0	0	0	0	0	0	0	0	0
Prefer not to say	0	0	0	0	0	0	0	0	0
Not given	0	0	1	4	16	36	43	6	106
Total	5	18	54	196	461	693	499	85	2,011

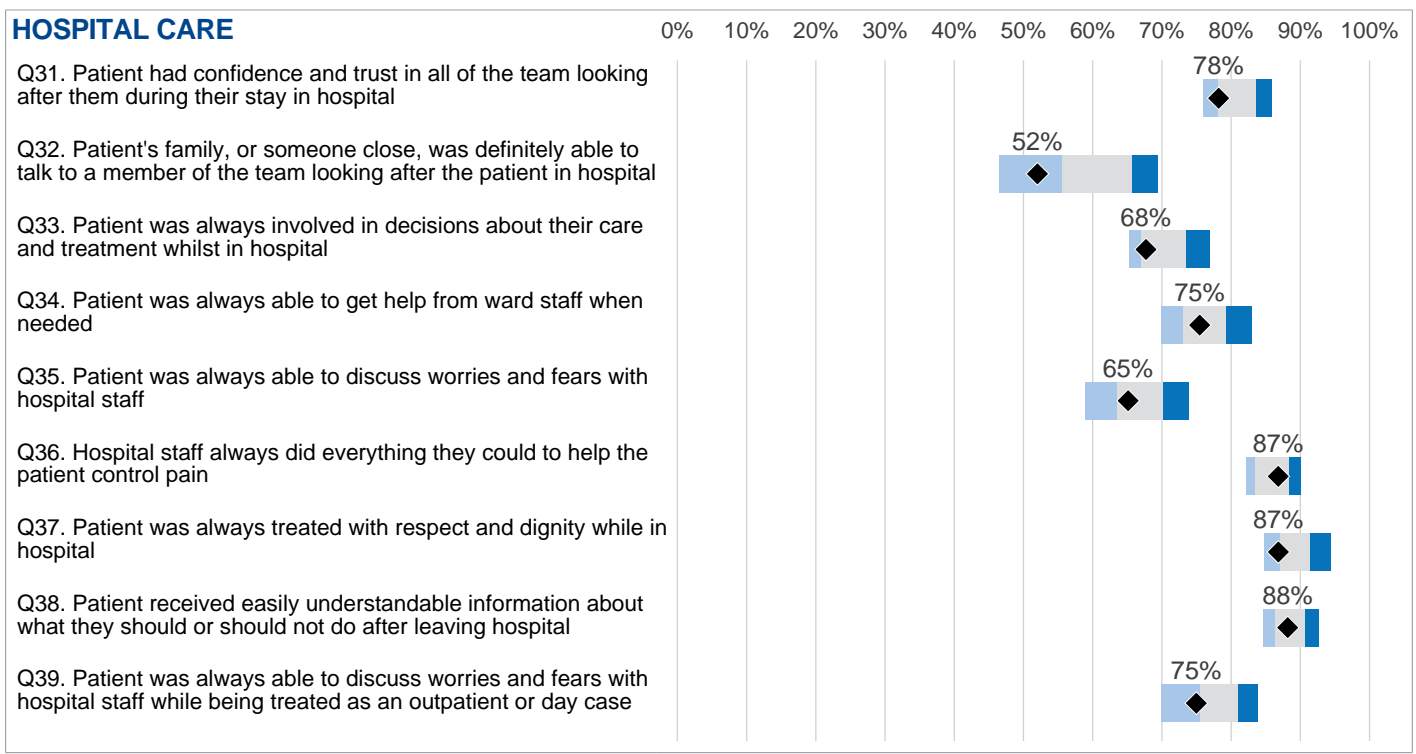
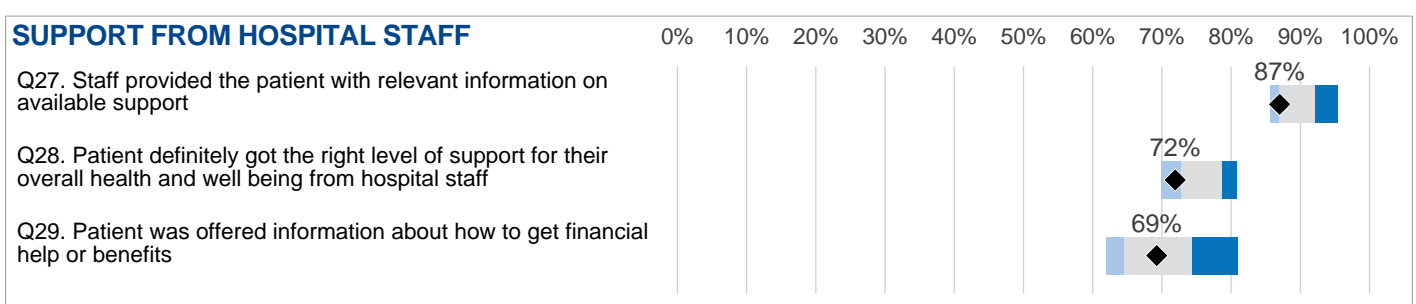
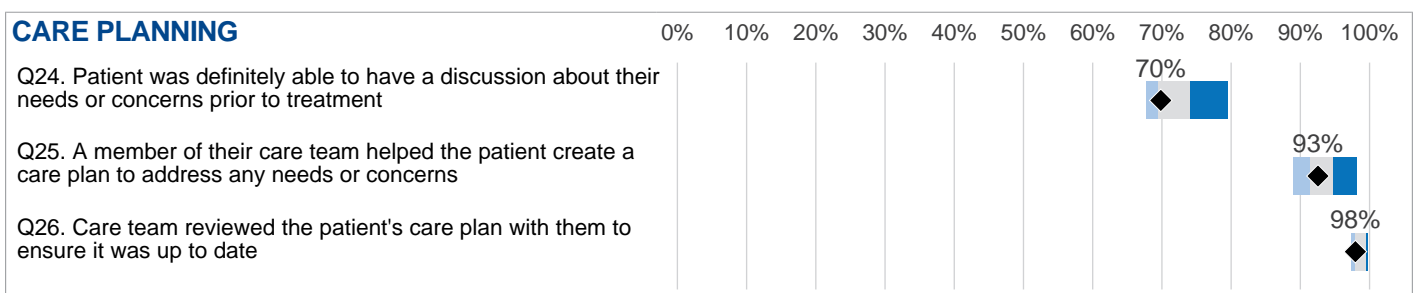
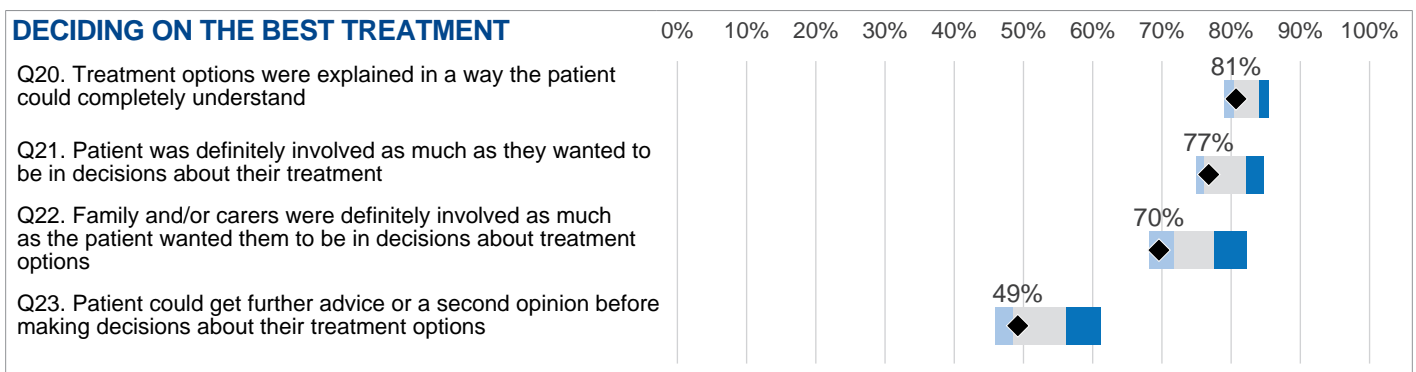
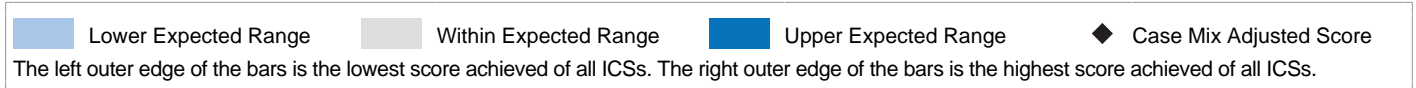
Respondents by Ethnicity

	Number of Respondents
White	
English / Welsh / Scottish / Northern Irish / British	1,743
Irish	16
Gypsy or Irish Traveller	1
Any other White background	40
Mixed / Multiple Ethnic Groups	
White and Black Caribbean	4
White and Black African	0
White and Asian	10
Any other Mixed / multiple ethnic background	5
Asian or Asian British	
Indian	13
Pakistani	3
Bangladeshi	0
Chinese	6
Any other Asian background	10
Black / African / Caribbean / Black British	
African	5
Caribbean	5
Any other Black / African / Caribbean background	3
Other Ethnic Group	
Arab	1
Any other ethnic background	3
Not given	
Not given	143
Total	2,011

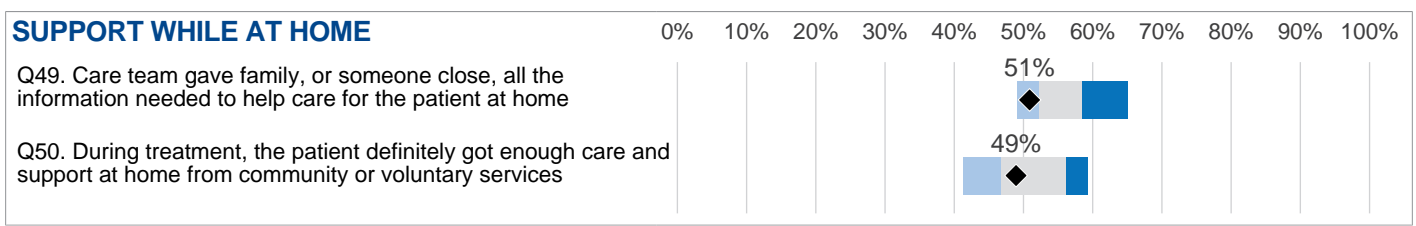
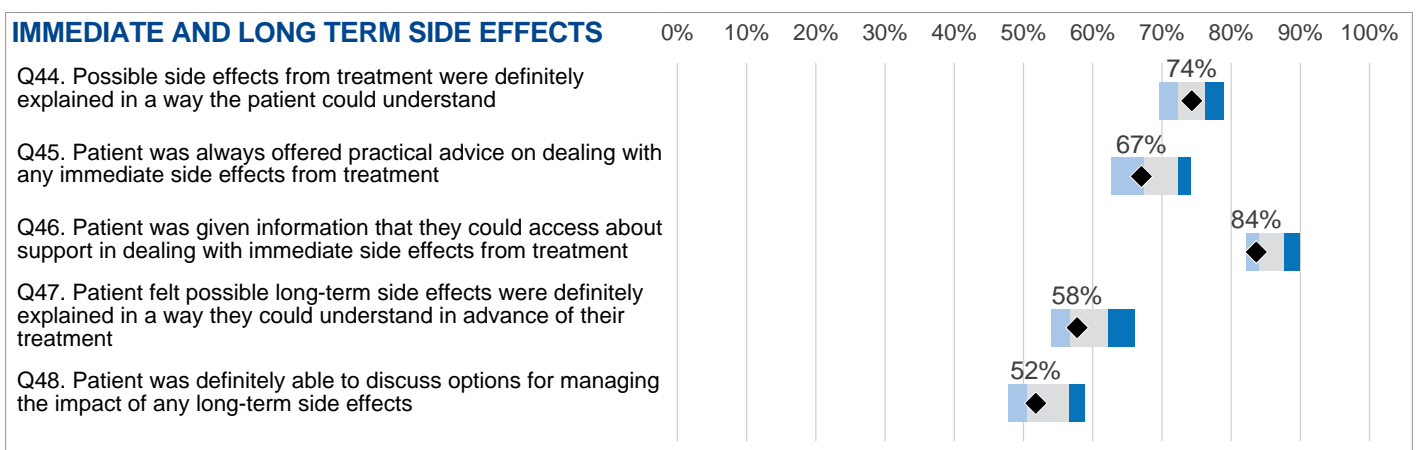
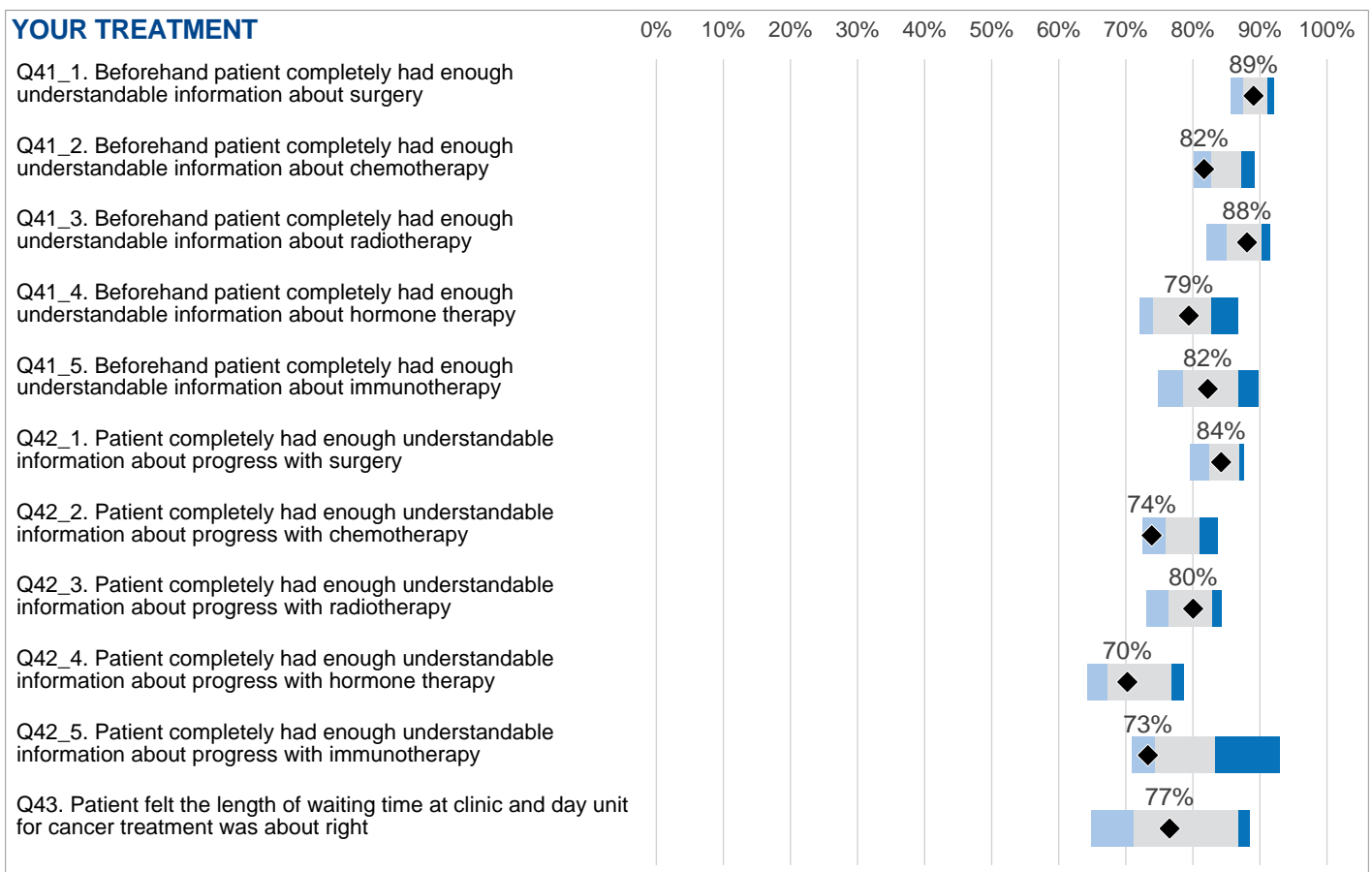
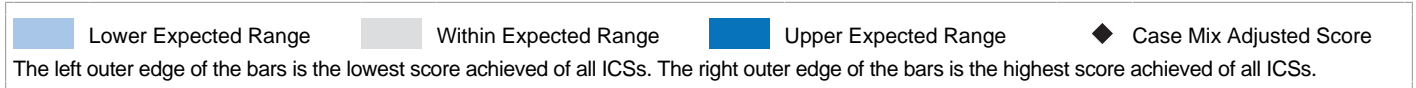
Expected Range Charts



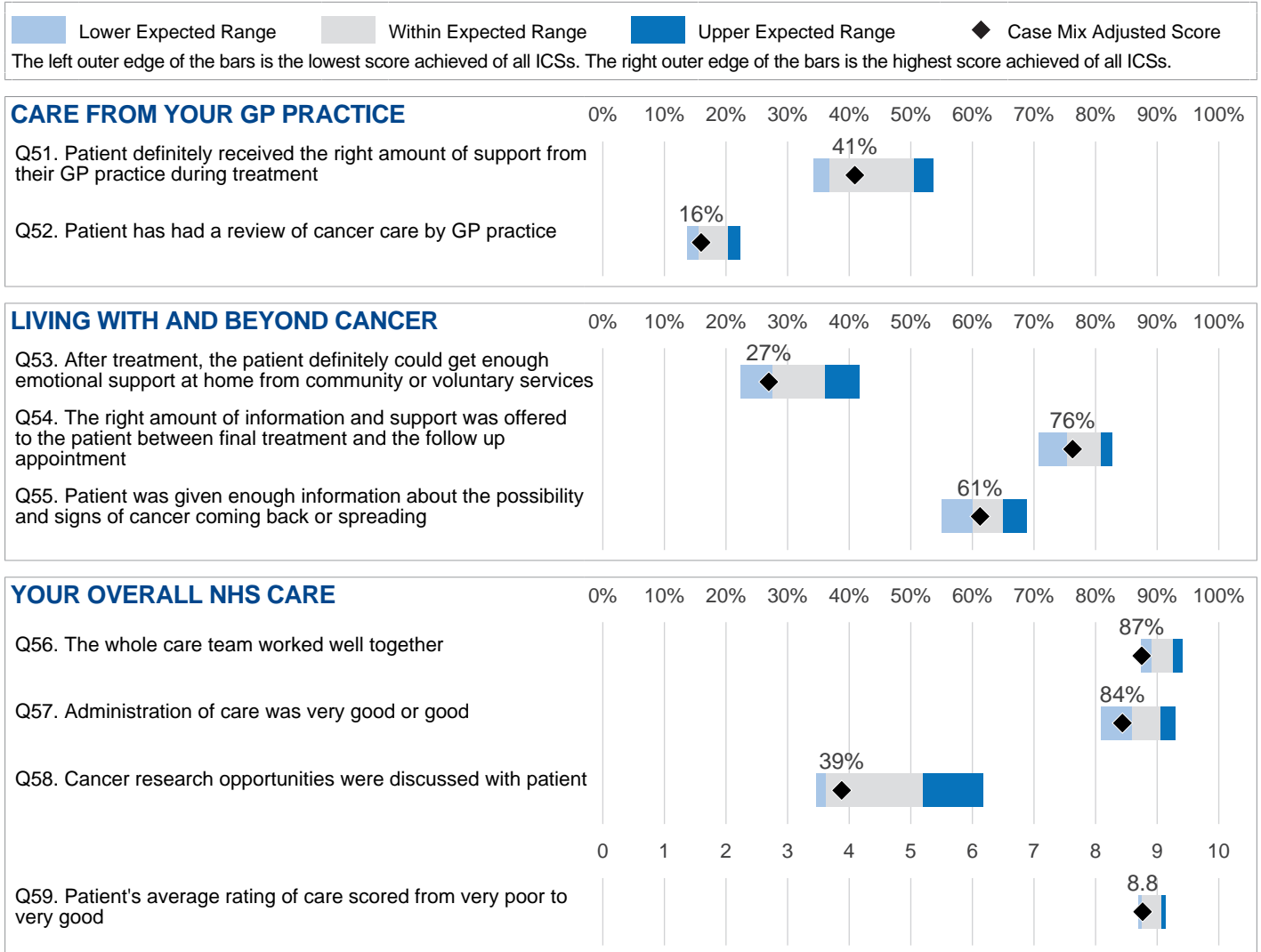
Expected Range Charts



Expected Range Charts






Expected Range Charts



Comparability tables

* Indicates where a score has been suppressed to prevent individuals and their responses being identifiable in the data.

	Adjusted Score below Lower Expected Range
	Adjusted Score between Upper and Lower Expected Ranges
	Adjusted Score above Upper Expected Range

SUPPORT FROM YOUR GP PRACTICE	Unadjusted Scores		Case Mix Adjusted Scores			England Score
	2021 n	2021 Score	2021 Score	Lower Expected Range	Upper Expected Range	
Q2. Patient only spoke to primary care professional once or twice before cancer diagnosis	972	78%	77%	74%	80%	77%
Q3. Referral for diagnosis was explained in a way the patient could completely understand	1299	63%	61%	60%	68%	64%




DIAGNOSTIC TESTS	Unadjusted Scores		Case Mix Adjusted Scores			England Score
	2021 n	2021 Score	2021 Score	Lower Expected Range	Upper Expected Range	
Q5. Patient received all the information needed about the diagnostic test in advance	1541	90%	90%	91%	94%	93%
Q6. Diagnostic test staff appeared to completely have all the information they needed about the patient	1622	82%	81%	82%	86%	84%
Q7. Patient felt the length of time waiting for diagnostic test results was about right	1623	81%	81%	79%	85%	82%
Q8. Diagnostic test results were explained in a way the patient could completely understand	1628	76%	75%	76%	81%	79%
Q9. Enough privacy was always given to the patient when receiving diagnostic test results	1634	93%	93%	93%	96%	94%

FINDING OUT THAT YOU HAD CANCER	Unadjusted Scores		Case Mix Adjusted Scores			England Score
	2021 n	2021 Score	2021 Score	Lower Expected Range	Upper Expected Range	
Q12. Patient was told they could have a family member, carer or friend with them when told diagnosis	1839	63%	63%	67%	76%	71%
Q13. Patient was definitely told sensitively that they had cancer	1977	71%	71%	71%	76%	73%
Q14. Cancer diagnosis explained in a way the patient could completely understand	1993	74%	74%	75%	78%	76%
Q15. Patient was definitely told about their diagnosis in an appropriate place	1975	82%	81%	83%	86%	84%
Q16. Patient was told they could go back later for more information about their diagnosis	1749	80%	80%	80%	86%	83%

SUPPORT FROM A MAIN CONTACT PERSON	Unadjusted Scores		Case Mix Adjusted Scores			England Score
	2021 n	2021 Score	2021 Score	Lower Expected Range	Upper Expected Range	
Q17. Patient had a main point of contact within the care team	1901	91%	90%	89%	95%	92%
Q18. Patient found it very or quite easy to contact their main contact person	1573	83%	82%	82%	88%	85%
Q19. Patient found advice from main contact person was very or quite helpful	1626	96%	96%	95%	97%	96%

Comparability tables

* Indicates where a score has been suppressed to prevent individuals and their responses being identifiable in the data.

	Adjusted Score below Lower Expected Range
	Adjusted Score between Upper and Lower Expected Ranges
	Adjusted Score above Upper Expected Range

DECIDING ON THE BEST TREATMENT	Unadjusted Scores		Case Mix Adjusted Scores			England Score
	2021 n	2021 Score	2021 Score	Lower Expected Range	Upper Expected Range	
Q20. Treatment options were explained in a way the patient could completely understand	1823	81%	81%	80%	84%	82%
Q21. Patient was definitely involved as much as they wanted to be in decisions about their treatment	1951	77%	77%	76%	82%	79%
Q22. Family and/or carers were definitely involved as much as the patient wanted them to be in decisions about treatment options	1571	69%	70%	72%	78%	75%
Q23. Patient could get further advice or a second opinion before making decisions about their treatment options	922	49%	49%	49%	56%	52%




CARE PLANNING	Unadjusted Scores		Case Mix Adjusted Scores			England Score
	2021 n	2021 Score	2021 Score	Lower Expected Range	Upper Expected Range	
Q24. Patient was definitely able to have a discussion about their needs or concerns prior to treatment	1768	70%	70%	69%	74%	72%
Q25. A member of their care team helped the patient create a care plan to address any needs or concerns	960	93%	93%	91%	95%	93%
Q26. Care team reviewed the patient's care plan with them to ensure it was up to date	760	98%	98%	98%	99%	99%

SUPPORT FROM HOSPITAL STAFF	Unadjusted Scores		Case Mix Adjusted Scores			England Score
	2021 n	2021 Score	2021 Score	Lower Expected Range	Upper Expected Range	
Q27. Staff provided the patient with relevant information on available support	1585	87%	87%	87%	92%	90%
Q28. Patient definitely got the right level of support for their overall health and well being from hospital staff	1962	72%	72%	73%	79%	76%
Q29. Patient was offered information about how to get financial help or benefits	986	70%	69%	64%	74%	69%

HOSPITAL CARE	Unadjusted Scores		Case Mix Adjusted Scores			England Score
	2021 n	2021 Score	2021 Score	Lower Expected Range	Upper Expected Range	
Q31. Patient had confidence and trust in all of the team looking after them during their stay in hospital	862	79%	78%	78%	84%	81%
Q32. Patient's family, or someone close, was definitely able to talk to a member of the team looking after the patient in hospital	673	52%	52%	56%	66%	61%
Q33. Patient was always involved in decisions about their care and treatment whilst in hospital	838	68%	68%	67%	74%	70%
Q34. Patient was always able to get help from ward staff when needed	838	76%	75%	73%	79%	76%
Q35. Patient was always able to discuss worries and fears with hospital staff	822	65%	65%	64%	70%	67%
Q36. Hospital staff always did everything they could to help the patient control pain	732	87%	87%	83%	88%	86%
Q37. Patient was always treated with respect and dignity while in hospital	855	87%	87%	87%	91%	89%
Q38. Patient received easily understandable information about what they should or should not do after leaving hospital	833	88%	88%	86%	91%	89%
Q39. Patient was always able to discuss worries and fears with hospital staff while being treated as an outpatient or day case	1689	75%	75%	76%	81%	78%

Comparability tables

* Indicates where a score has been suppressed to prevent individuals and their responses being identifiable in the data.

	Adjusted Score below Lower Expected Range
	Adjusted Score between Upper and Lower Expected Ranges
	Adjusted Score above Upper Expected Range

YOUR TREATMENT	Unadjusted Scores		Case Mix Adjusted Scores			England Score
	2021 n	2021 Score	2021 Score	Lower Expected Range	Upper Expected Range	
Q41_1. Beforehand patient completely had enough understandable information about surgery	1060	89%	89%	88%	91%	89%
Q41_2. Beforehand patient completely had enough understandable information about chemotherapy	1018	82%	82%	83%	87%	85%
Q41_3. Beforehand patient completely had enough understandable information about radiotherapy	594	88%	88%	85%	90%	88%
Q41_4. Beforehand patient completely had enough understandable information about hormone therapy	339	79%	79%	74%	83%	78%
Q41_5. Beforehand patient completely had enough understandable information about immunotherapy	326	81%	82%	79%	87%	83%
Q42_1. Patient completely had enough understandable information about progress with surgery	1051	85%	84%	83%	87%	85%
Q42_2. Patient completely had enough understandable information about progress with chemotherapy	1009	74%	74%	76%	81%	79%
Q42_3. Patient completely had enough understandable information about progress with radiotherapy	586	81%	80%	76%	83%	80%
Q42_4. Patient completely had enough understandable information about progress with hormone therapy	334	69%	70%	67%	77%	72%
Q42_5. Patient completely had enough understandable information about progress with immunotherapy	323	72%	73%	74%	83%	79%
Q43. Patient felt the length of waiting time at clinic and day unit for cancer treatment was about right	1940	77%	77%	71%	87%	79%




IMMEDIATE AND LONG TERM SIDE EFFECTS	Unadjusted Scores		Case Mix Adjusted Scores			England Score
	2021 n	2021 Score	2021 Score	Lower Expected Range	Upper Expected Range	
Q44. Possible side effects from treatment were definitely explained in a way the patient could understand	1903	74%	74%	72%	76%	74%
Q45. Patient was always offered practical advice on dealing with any immediate side effects from treatment	1807	67%	67%	67%	72%	70%
Q46. Patient was given information that they could access about support in dealing with immediate side effects from treatment	1433	84%	84%	84%	88%	86%
Q47. Patient felt possible long-term side effects were definitely explained in a way they could understand in advance of their treatment	1789	58%	58%	57%	62%	60%
Q48. Patient was definitely able to discuss options for managing the impact of any long-term side effects	1527	52%	52%	51%	57%	54%

SUPPORT WHILE AT HOME	Unadjusted Scores		Case Mix Adjusted Scores			England Score
	2021 n	2021 Score	2021 Score	Lower Expected Range	Upper Expected Range	
Q49. Care team gave family, or someone close, all the information needed to help care for the patient at home	1277	51%	51%	52%	59%	55%
Q50. During treatment, the patient definitely got enough care and support at home from community or voluntary services	764	49%	49%	47%	56%	51%

CARE FROM YOUR GP PRACTICE	Unadjusted Scores		Case Mix Adjusted Scores			England Score
	2021 n	2021 Score	2021 Score	Lower Expected Range	Upper Expected Range	
Q51. Patient definitely received the right amount of support from their GP practice during treatment	1102	41%	41%	37%	51%	44%
Q52. Patient has had a review of cancer care by GP practice	1901	16%	16%	16%	20%	18%

Comparability tables

* Indicates where a score has been suppressed to prevent individuals and their responses being identifiable in the data.

	Adjusted Score below Lower Expected Range
	Adjusted Score between Upper and Lower Expected Ranges
	Adjusted Score above Upper Expected Range

LIVING WITH AND BEYOND CANCER	Unadjusted Scores		Case Mix Adjusted Scores			England Score
	2021 n	2021 Score	2021 Score	Lower Expected Range	Upper Expected Range	
Q53. After treatment, the patient definitely could get enough emotional support at home from community or voluntary services	453	27%	27%	28%	36%	32%
Q54. The right amount of information and support was offered to the patient between final treatment and the follow up appointment	889	76%	76%	75%	81%	78%
Q55. Patient was given enough information about the possibility and signs of cancer coming back or spreading	1569	61%	61%	60%	65%	63%

YOUR OVERALL NHS CARE	Unadjusted Scores		Case Mix Adjusted Scores			England Score
	2021 n	2021 Score	2021 Score	Lower Expected Range	Upper Expected Range	
Q56. The whole care team worked well together	1907	88%	87%	89%	93%	91%
Q57. Administration of care was very good or good	1971	85%	84%	86%	91%	88%
Q58. Cancer research opportunities were discussed with patient	1185	38%	39%	36%	52%	44%
Q59. Patient's average rating of care scored from very poor to very good	1923	8.8	8.8	8.8	9.1	8.9

Tumour type tables

* Indicates where a score has been suppressed because there are less than 11 responses. n.a. Indicates that there were no respondents for that tumour group.

	Tumour Type													
	Brain / CNS	Breast	Colorectal / LGT	Gynaecological	Haematological	Head and Neck	Lung	Prostate	Sarcoma	Skin	Upper Gastro	Urological	Other	All Cancers
Q2. Patient only spoke to primary care professional once or twice before cancer diagnosis	n.a.	95%	72%	73%	50%	73%	72%	82%	*	90%	*	85%	72%	78%
Q3. Referral for diagnosis was explained in a way the patient could completely understand	n.a.	74%	62%	56%	50%	48%	49%	73%	58%	55%	44%	63%	68%	63%

	Tumour Type													
	Brain / CNS	Breast	Colorectal / LGT	Gynaecological	Haematological	Head and Neck	Lung	Prostate	Sarcoma	Skin	Upper Gastro	Urological	Other	All Cancers
Q5. Patient received all the information needed about the diagnostic test in advance	*	90%	90%	81%	88%	93%	89%	97%	*	89%	90%	93%	94%	90%
Q6. Diagnostic test staff appeared to completely have all the information they needed about the patient	*	85%	79%	79%	77%	88%	77%	89%	*	62%	84%	82%	85%	82%
Q7. Patient felt the length of time waiting for diagnostic test results was about right	*	81%	81%	78%	84%	86%	77%	88%	*	78%	80%	84%	77%	81%
Q8. Diagnostic test results were explained in a way the patient could completely understand	*	78%	74%	72%	68%	79%	76%	84%	*	74%	74%	80%	70%	76%
Q9. Enough privacy was always given to the patient when receiving diagnostic test results	*	94%	93%	87%	88%	97%	90%	95%	*	98%	92%	94%	95%	93%

	Tumour Type													
	Brain / CNS	Breast	Colorectal / LGT	Gynaecological	Haematological	Head and Neck	Lung	Prostate	Sarcoma	Skin	Upper Gastro	Urological	Other	All Cancers
Q12. Patient was told they could have a family member, carer or friend with them when told diagnosis	*	59%	71%	51%	69%	57%	72%	62%	*	54%	73%	53%	69%	63%
Q13. Patient was definitely told sensitively that they had cancer	*	75%	67%	64%	73%	68%	72%	69%	*	84%	65%	71%	70%	71%
Q14. Cancer diagnosis explained in a way the patient could completely understand	*	78%	72%	67%	65%	79%	76%	74%	*	81%	77%	75%	75%	74%
Q15. Patient was definitely told about their diagnosis in an appropriate place	*	87%	79%	73%	79%	87%	78%	80%	*	93%	73%	83%	77%	82%
Q16. Patient was told they could go back later for more information about their diagnosis	*	85%	75%	71%	76%	81%	79%	88%	*	85%	75%	81%	73%	80%

Tumour type tables

* Indicates where a score has been suppressed because there are less than 11 responses. n.a. Indicates that there were no respondents for that tumour group.

	Tumour Type													
	Brain / CNS	Breast	Colorectal / LGT	Gynaecological	Haematological	Head and Neck	Lung	Prostate	Sarcoma	Skin	Upper Gastro	Urological	Other	All Cancers
Q17. Patient had a main point of contact within the care team	*	93%	87%	91%	92%	88%	89%	89%	*	91%	92%	87%	91%	91%
Q18. Patient found it very or quite easy to contact their main contact person	*	83%	84%	86%	81%	98%	84%	78%	*	71%	78%	83%	82%	83%
Q19. Patient found advice from main contact person was very or quite helpful	*	97%	95%	95%	96%	100%	96%	95%	*	100%	88%	97%	94%	96%

	Tumour Type													
	Brain / CNS	Breast	Colorectal / LGT	Gynaecological	Haematological	Head and Neck	Lung	Prostate	Sarcoma	Skin	Upper Gastro	Urological	Other	All Cancers
Q20. Treatment options were explained in a way the patient could completely understand	*	82%	80%	86%	78%	78%	84%	77%	*	77%	83%	81%	83%	81%
Q21. Patient was definitely involved as much as they wanted to be in decisions about their treatment	*	77%	75%	76%	70%	80%	79%	87%	*	84%	80%	81%	75%	77%
Q22. Family and/or carers were definitely involved as much as the patient wanted them to be in decisions about treatment options	*	60%	72%	59%	71%	80%	79%	75%	*	66%	88%	69%	75%	69%
Q23. Patient could get further advice or a second opinion before making decisions about their treatment options	*	45%	44%	42%	46%	56%	58%	71%	*	57%	44%	55%	41%	49%

	Tumour Type													
	Brain / CNS	Breast	Colorectal / LGT	Gynaecological	Haematological	Head and Neck	Lung	Prostate	Sarcoma	Skin	Upper Gastro	Urological	Other	All Cancers
Q24. Patient was definitely able to have a discussion about their needs or concerns prior to treatment	*	71%	68%	70%	68%	81%	69%	74%	*	80%	61%	73%	66%	70%
Q25. A member of their care team helped the patient create a care plan to address any needs or concerns	*	90%	93%	92%	90%	94%	97%	95%	*	100%	93%	92%	97%	93%
Q26. Care team reviewed the patient's care plan with them to ensure it was up to date	*	96%	97%	97%	99%	100%	98%	100%	*	100%	95%	100%	98%	98%

	Tumour Type													
	Brain / CNS	Breast	Colorectal / LGT	Gynaecological	Haematological	Head and Neck	Lung	Prostate	Sarcoma	Skin	Upper Gastro	Urological	Other	All Cancers
Q27. Staff provided the patient with relevant information on available support	*	88%	88%	82%	83%	92%	86%	96%	*	86%	85%	87%	86%	87%
Q28. Patient definitely got the right level of support for their overall health and well being from hospital staff	*	65%	68%	72%	75%	85%	76%	77%	*	80%	79%	82%	70%	72%
Q29. Patient was offered information about how to get financial help or benefits	*	76%	73%	73%	66%	71%	72%	61%	*	69%	67%	57%	61%	70%

Tumour type tables

* Indicates where a score has been suppressed because there are less than 11 responses. n.a. Indicates that there were no respondents for that tumour group.

	Tumour Type													
	Brain/ CNS	Breast	Colorectal/ LGT	Gynaecological	Haematological	Head and Neck	Lung	Prostate	Sarcoma	Skin	Upper Gastro	Urological	Other	All Cancers
Q31. Patient had confidence and trust in all of the team looking after them during their stay in hospital	n.a.	76%	72%	80%	81%	82%	83%	82%	*	*	71%	87%	82%	79%
Q32. Patient's family, or someone close, was definitely able to talk to a member of the team looking after the patient in hospital	n.a.	41%	46%	36%	56%	71%	60%	60%	*	*	60%	59%	51%	52%
Q33. Patient was always involved in decisions about their care and treatment whilst in hospital	n.a.	65%	60%	75%	61%	76%	65%	83%	*	*	63%	84%	71%	68%
Q34. Patient was always able to get help from ward staff when needed	n.a.	76%	70%	71%	80%	83%	77%	85%	*	*	71%	79%	67%	76%
Q35. Patient was always able to discuss worries and fears with hospital staff	n.a.	61%	60%	60%	68%	73%	71%	80%	*	*	59%	69%	52%	65%
Q36. Hospital staff always did everything they could to help the patient control pain	n.a.	86%	87%	89%	88%	88%	86%	92%	*	*	87%	86%	82%	87%
Q37. Patient was always treated with respect and dignity while in hospital	n.a.	86%	81%	88%	86%	98%	88%	94%	*	*	79%	96%	77%	87%
Q38. Patient received easily understandable information about what they should or should not do after leaving hospital	n.a.	90%	82%	94%	90%	100%	90%	86%	*	*	81%	92%	92%	88%
Q39. Patient was always able to discuss worries and fears with hospital staff while being treated as an outpatient or day case	*	72%	73%	71%	79%	85%	74%	83%	*	85%	75%	78%	70%	75%

	Tumour Type													
	Brain/ CNS	Breast	Colorectal/ LGT	Gynaecological	Haematological	Head and Neck	Lung	Prostate	Sarcoma	Skin	Upper Gastro	Urological	Other	All Cancers
Q41_1. Beforehand patient completely had enough understandable information about surgery	*	91%	87%	96%	88%	87%	95%	86%	*	87%	87%	90%	88%	89%
Q41_2. Beforehand patient completely had enough understandable information about chemotherapy	*	79%	85%	80%	82%	83%	86%	78%	*	*	88%	89%	78%	82%
Q41_3. Beforehand patient completely had enough understandable information about radiotherapy	*	88%	77%	87%	91%	95%	90%	97%	*	*	82%	100%	82%	88%
Q41_4. Beforehand patient completely had enough understandable information about hormone therapy	n.a.	79%	*	*	*	*	*	77%	*	*	*	*	76%	79%
Q41_5. Beforehand patient completely had enough understandable information about immunotherapy	*	76%	83%	*	83%	*	84%	*	*	87%	*	85%	81%	81%
Q42_1. Patient completely had enough understandable information about progress with surgery	*	86%	78%	84%	83%	91%	91%	81%	*	88%	81%	88%	85%	85%
Q42_2. Patient completely had enough understandable information about progress with chemotherapy	*	70%	74%	71%	77%	78%	72%	74%	*	*	78%	92%	73%	74%
Q42_3. Patient completely had enough understandable information about progress with radiotherapy	*	80%	71%	86%	79%	84%	81%	94%	*	*	71%	100%	77%	81%
Q42_4. Patient completely had enough understandable information about progress with hormone therapy	n.a.	67%	*	*	*	*	*	81%	*	*	*	*	71%	69%
Q42_5. Patient completely had enough understandable information about progress with immunotherapy	*	62%	77%	*	79%	*	72%	*	*	71%	*	85%	75%	72%
Q43. Patient felt the length of waiting time at clinic and day unit for cancer treatment was about right	*	70%	79%	88%	78%	93%	80%	75%	*	76%	81%	80%	76%	77%

Tumour type tables

* Indicates where a score has been suppressed because there are less than 11 responses. n.a. Indicates that there were no respondents for that tumour group.

	Tumour Type													
	Brain / CNS	Breast	Colorectal / LGT	Gynaecological	Haematological	Head and Neck	Lung	Prostate	Sarcoma	Skin	Upper Gastro	Urological	Other	All Cancers
Q44. Possible side effects from treatment were definitely explained in a way the patient could understand	*	72%	70%	78%	72%	80%	78%	80%	*	75%	81%	77%	78%	74%
Q45. Patient was always offered practical advice on dealing with any immediate side effects from treatment	*	64%	66%	77%	64%	88%	71%	68%	*	70%	70%	68%	69%	67%
Q46. Patient was given information that they could access about support in dealing with immediate side effects from treatment	*	85%	85%	78%	79%	88%	82%	90%	*	89%	74%	83%	86%	84%
Q47. Patient felt possible long-term side effects were definitely explained in a way they could understand in advance of their treatment	*	54%	56%	65%	56%	72%	51%	72%	*	55%	56%	63%	57%	58%
Q48. Patient was definitely able to discuss options for managing the impact of any long-term side effects	*	47%	51%	53%	49%	74%	48%	62%	*	71%	42%	66%	50%	52%

	Tumour Type													
	Brain / CNS	Breast	Colorectal / LGT	Gynaecological	Haematological	Head and Neck	Lung	Prostate	Sarcoma	Skin	Upper Gastro	Urological	Other	All Cancers
Q49. Care team gave family, or someone close, all the information needed to help care for the patient at home	*	39%	55%	52%	53%	74%	58%	53%	*	53%	63%	60%	50%	51%
Q50. During treatment, the patient definitely got enough care and support at home from community or voluntary services	*	42%	56%	39%	43%	69%	57%	54%	*	36%	50%	57%	49%	49%

	Tumour Type													
	Brain / CNS	Breast	Colorectal / LGT	Gynaecological	Haematological	Head and Neck	Lung	Prostate	Sarcoma	Skin	Upper Gastro	Urological	Other	All Cancers
Q51. Patient definitely received the right amount of support from their GP practice during treatment	*	46%	38%	42%	39%	32%	39%	44%	*	31%	39%	48%	35%	41%
Q52. Patient has had a review of cancer care by GP practice	*	14%	20%	21%	12%	12%	17%	15%	*	20%	15%	14%	17%	16%

Tumour type tables

* Indicates where a score has been suppressed because there are less than 11 responses. n.a. Indicates that there were no respondents for that tumour group.

	Tumour Type													
	Brain / CNS	Breast	Colorectal / LGT	Gynaecological	Haematological	Head and Neck	Lung	Prostate	Sarcoma	Skin	Upper Gastro	Urological	Other	All Cancers
Q53. After treatment, the patient definitely could get enough emotional support at home from community or voluntary services	*	20%	32%	27%	21%	33%	22%	41%	*	*	33%	40%	28%	27%
Q54. The right amount of information and support was offered to the patient between final treatment and the follow up appointment	*	71%	74%	73%	78%	80%	75%	89%	*	89%	76%	92%	69%	76%
Q55. Patient was given enough information about the possibility and signs of cancer coming back or spreading	*	54%	48%	53%	70%	62%	74%	71%	*	86%	53%	70%	62%	61%

	Tumour Type													
	Brain / CNS	Breast	Colorectal / LGT	Gynaecological	Haematological	Head and Neck	Lung	Prostate	Sarcoma	Skin	Upper Gastro	Urological	Other	All Cancers
Q56. The whole care team worked well together	*	89%	82%	89%	86%	95%	86%	92%	*	87%	86%	94%	84%	88%
Q57. Administration of care was very good or good	*	83%	79%	91%	85%	95%	87%	92%	*	86%	72%	90%	85%	85%
Q58. Cancer research opportunities were discussed with patient	*	30%	25%	44%	56%	22%	42%	52%	*	42%	38%	29%	44%	38%
Q59. Patient's average rating of care scored from very poor to very good	*	8.7	8.6	8.9	8.8	9.3	8.9	9.0	*	8.8	8.6	8.9	8.7	8.8

Age group tables

* Indicates where a score has been suppressed because there are less than 11 responses. n.a. Indicates that there were no respondents for that age group.

SUPPORT FROM YOUR GP PRACTICE	Age								
	16 - 24	25 - 34	35 - 44	45 - 54	55 - 64	65 - 74	75 - 84	85+	All
Q2. Patient only spoke to primary care professional once or twice before cancer diagnosis	*	*	76%	78%	78%	78%	79%	81%	78%
Q3. Referral for diagnosis was explained in a way the patient could completely understand	*	*	63%	70%	70%	62%	56%	57%	63%

DIAGNOSTIC TESTS	Age								
	16 - 24	25 - 34	35 - 44	45 - 54	55 - 64	65 - 74	75 - 84	85+	All
Q5. Patient received all the information needed about the diagnostic test in advance	*	*	85%	86%	93%	91%	90%	92%	90%
Q6. Diagnostic test staff appeared to completely have all the information they needed about the patient	*	*	74%	79%	84%	83%	80%	77%	82%
Q7. Patient felt the length of time waiting for diagnostic test results was about right	*	*	62%	76%	78%	83%	87%	87%	81%
Q8. Diagnostic test results were explained in a way the patient could completely understand	*	*	65%	72%	77%	77%	76%	77%	76%
Q9. Enough privacy was always given to the patient when receiving diagnostic test results	*	*	90%	90%	93%	91%	95%	99%	93%

FINDING OUT THAT YOU HAD CANCER	Age								
	16 - 24	25 - 34	35 - 44	45 - 54	55 - 64	65 - 74	75 - 84	85+	All
Q12. Patient was told they could have a family member, carer or friend with them when told diagnosis	*	*	55%	52%	60%	64%	70%	79%	63%
Q13. Patient was definitely told sensitively that they had cancer	*	*	65%	67%	66%	72%	77%	83%	71%
Q14. Cancer diagnosis explained in a way the patient could completely understand	*	*	63%	72%	73%	75%	76%	85%	74%
Q15. Patient was definitely told about their diagnosis in an appropriate place	*	*	79%	78%	81%	81%	85%	91%	82%
Q16. Patient was told they could go back later for more information about their diagnosis	*	*	79%	84%	81%	81%	76%	83%	80%

SUPPORT FROM A MAIN CONTACT PERSON	Age								
	16 - 24	25 - 34	35 - 44	45 - 54	55 - 64	65 - 74	75 - 84	85+	All
Q17. Patient had a main point of contact within the care team	*	*	87%	88%	93%	91%	91%	81%	91%
Q18. Patient found it very or quite easy to contact their main contact person	*	*	73%	82%	81%	83%	84%	96%	83%
Q19. Patient found advice from main contact person was very or quite helpful	*	*	98%	96%	97%	95%	96%	98%	96%

DECIDING ON THE BEST TREATMENT	Age								
	16 - 24	25 - 34	35 - 44	45 - 54	55 - 64	65 - 74	75 - 84	85+	All
Q20. Treatment options were explained in a way the patient could completely understand	*	*	68%	79%	81%	81%	84%	78%	81%
Q21. Patient was definitely involved as much as they wanted to be in decisions about their treatment	*	*	69%	72%	76%	79%	77%	85%	77%
Q22. Family and/or carers were definitely involved as much as the patient wanted them to be in decisions about treatment options	*	*	50%	65%	64%	71%	75%	81%	69%
Q23. Patient could get further advice or a second opinion before making decisions about their treatment options	*	*	41%	52%	48%	46%	52%	50%	49%

Age group tables

* Indicates where a score has been suppressed because there are less than 11 responses. n.a. Indicates that there were no respondents for that age group.

CARE PLANNING	Age								
	16 - 24	25 - 34	35 - 44	45 - 54	55 - 64	65 - 74	75 - 84	85+	All
Q24. Patient was definitely able to have a discussion about their needs or concerns prior to treatment	*	*	67%	62%	72%	71%	70%	78%	70%
Q25. A member of their care team helped the patient create a care plan to address any needs or concerns	*	*	81%	94%	90%	92%	95%	97%	93%
Q26. Care team reviewed the patient's care plan with them to ensure it was up to date	*	*	94%	95%	97%	99%	98%	100%	98%

SUPPORT FROM HOSPITAL STAFF	Age								
	16 - 24	25 - 34	35 - 44	45 - 54	55 - 64	65 - 74	75 - 84	85+	All
Q27. Staff provided the patient with relevant information on available support	*	*	91%	86%	87%	88%	88%	85%	87%
Q28. Patient definitely got the right level of support for their overall health and well being from hospital staff	*	*	57%	65%	69%	73%	78%	80%	72%
Q29. Patient was offered information about how to get financial help or benefits	*	*	70%	72%	72%	71%	65%	60%	70%

HOSPITAL CARE	Age								
	16 - 24	25 - 34	35 - 44	45 - 54	55 - 64	65 - 74	75 - 84	85+	All
Q31. Patient had confidence and trust in all of the team looking after them during their stay in hospital	*	*	71%	72%	76%	79%	86%	82%	79%
Q32. Patient's family, or someone close, was definitely able to talk to a member of the team looking after the patient in hospital	*	*	20%	45%	46%	51%	61%	58%	52%
Q33. Patient was always involved in decisions about their care and treatment whilst in hospital	*	*	59%	66%	68%	68%	73%	61%	68%
Q34. Patient was always able to get help from ward staff when needed	*	*	75%	77%	73%	76%	79%	74%	76%
Q35. Patient was always able to discuss worries and fears with hospital staff	*	*	52%	69%	62%	66%	69%	54%	65%
Q36. Hospital staff always did everything they could to help the patient control pain	*	*	78%	81%	85%	89%	92%	90%	87%
Q37. Patient was always treated with respect and dignity while in hospital	*	*	75%	87%	83%	90%	89%	90%	87%
Q38. Patient received easily understandable information about what they should or should not do after leaving hospital	*	*	96%	89%	87%	89%	90%	80%	88%
Q39. Patient was always able to discuss worries and fears with hospital staff while being treated as an outpatient or day case	*	*	71%	69%	75%	76%	78%	76%	75%

Age group tables

* Indicates where a score has been suppressed because there are less than 11 responses. n.a. Indicates that there were no respondents for that age group.

YOUR TREATMENT	Age								
	16 - 24	25 - 34	35 - 44	45 - 54	55 - 64	65 - 74	75 - 84	85+	All
Q41_1. Beforehand patient completely had enough understandable information about surgery	*	*	94%	85%	89%	90%	91%	89%	89%
Q41_2. Beforehand patient completely had enough understandable information about chemotherapy	*	*	86%	82%	82%	81%	81%	90%	82%
Q41_3. Beforehand patient completely had enough understandable information about radiotherapy	n.a.	*	86%	93%	80%	89%	93%	*	88%
Q41_4. Beforehand patient completely had enough understandable information about hormone therapy	n.a.	*	81%	86%	75%	82%	77%	*	79%
Q41_5. Beforehand patient completely had enough understandable information about immunotherapy	n.a.	*	73%	76%	84%	83%	79%	*	81%
Q42_1. Patient completely had enough understandable information about progress with surgery	*	*	76%	87%	82%	85%	87%	86%	85%
Q42_2. Patient completely had enough understandable information about progress with chemotherapy	*	*	71%	72%	72%	75%	76%	72%	74%
Q42_3. Patient completely had enough understandable information about progress with radiotherapy	n.a.	*	86%	82%	77%	86%	77%	*	81%
Q42_4. Patient completely had enough understandable information about progress with hormone therapy	n.a.	*	69%	63%	69%	72%	75%	*	69%
Q42_5. Patient completely had enough understandable information about progress with immunotherapy	n.a.	*	73%	69%	74%	73%	70%	*	72%
Q43. Patient felt the length of waiting time at clinic and day unit for cancer treatment was about right	*	*	65%	75%	75%	77%	79%	78%	77%

IMMEDIATE AND LONG TERM SIDE EFFECTS	Age								
	16 - 24	25 - 34	35 - 44	45 - 54	55 - 64	65 - 74	75 - 84	85+	All
Q44. Possible side effects from treatment were definitely explained in a way the patient could understand	*	*	79%	73%	75%	74%	74%	72%	74%
Q45. Patient was always offered practical advice on dealing with any immediate side effects from treatment	*	*	69%	65%	68%	67%	68%	68%	67%
Q46. Patient was given information that they could access about support in dealing with immediate side effects from treatment	*	*	84%	82%	85%	84%	84%	71%	84%
Q47. Patient felt possible long-term side effects were definitely explained in a way they could understand in advance of their treatment	*	*	50%	56%	58%	58%	57%	68%	58%
Q48. Patient was definitely able to discuss options for managing the impact of any long-term side effects	*	*	40%	47%	52%	50%	55%	69%	52%

SUPPORT WHILE AT HOME	Age								
	16 - 24	25 - 34	35 - 44	45 - 54	55 - 64	65 - 74	75 - 84	85+	All
Q49. Care team gave family, or someone close, all the information needed to help care for the patient at home	*	*	43%	42%	48%	49%	56%	69%	51%
Q50. During treatment, the patient definitely got enough care and support at home from community or voluntary services	*	*	43%	47%	42%	48%	58%	52%	49%

CARE FROM YOUR GP PRACTICE	Age								
	16 - 24	25 - 34	35 - 44	45 - 54	55 - 64	65 - 74	75 - 84	85+	All
Q51. Patient definitely received the right amount of support from their GP practice during treatment	*	*	40%	41%	42%	41%	40%	32%	41%
Q52. Patient has had a review of cancer care by GP practice	*	*	10%	21%	14%	16%	15%	14%	16%

Age group tables

* Indicates where a score has been suppressed because there are less than 11 responses. n.a. Indicates that there were no respondents for that age group.

	Age								All
	16 - 24	25 - 34	35 - 44	45 - 54	55 - 64	65 - 74	75 - 84	85+	
Q53. After treatment, the patient definitely could get enough emotional support at home from community or voluntary services	*	*	16%	24%	28%	24%	30%	42%	27%
Q54. The right amount of information and support was offered to the patient between final treatment and the follow up appointment	*	*	62%	70%	77%	78%	76%	78%	76%
Q55. Patient was given enough information about the possibility and signs of cancer coming back or spreading	*	*	33%	55%	61%	60%	65%	64%	61%

	Age								All
	16 - 24	25 - 34	35 - 44	45 - 54	55 - 64	65 - 74	75 - 84	85+	
Q56. The whole care team worked well together	*	*	76%	88%	87%	89%	88%	90%	88%
Q57. Administration of care was very good or good	*	*	77%	85%	81%	85%	87%	89%	85%
Q58. Cancer research opportunities were discussed with patient	*	*	33%	36%	38%	38%	43%	24%	38%
Q59. Patient's average rating of care scored from very poor to very good	*	*	8.0	8.7	8.7	8.8	8.9	8.8	8.8

Gender tables

* Indicates where a score has been suppressed because there are less than 11 responses. n.a. Indicates that there were no respondents for that gender group.

	Gender						All
	Female	Male	Non-binary	Prefer to self-describe	Prefer not to say	Not given	
SUPPORT FROM YOUR GP PRACTICE							
Q2. Patient only spoke to primary care professional once or twice before cancer diagnosis	81%	74%	n.a.	n.a.	n.a.	77%	78%
Q3. Referral for diagnosis was explained in a way the patient could completely understand	64%	61%	n.a.	n.a.	n.a.	60%	63%

	Gender						All
	Female	Male	Non-binary	Prefer to self-describe	Prefer not to say	Not given	
DIAGNOSTIC TESTS							
Q5. Patient received all the information needed about the diagnostic test in advance	89%	92%	n.a.	n.a.	n.a.	90%	90%
Q6. Diagnostic test staff appeared to completely have all the information they needed about the patient	82%	81%	n.a.	n.a.	n.a.	82%	82%
Q7. Patient felt the length of time waiting for diagnostic test results was about right	81%	83%	n.a.	n.a.	n.a.	76%	81%
Q8. Diagnostic test results were explained in a way the patient could completely understand	75%	76%	n.a.	n.a.	n.a.	74%	76%
Q9. Enough privacy was always given to the patient when receiving diagnostic test results	92%	94%	n.a.	n.a.	n.a.	91%	93%

	Gender						All
	Female	Male	Non-binary	Prefer to self-describe	Prefer not to say	Not given	
FINDING OUT THAT YOU HAD CANCER							
Q12. Patient was told they could have a family member, carer or friend with them when told diagnosis	61%	67%	n.a.	n.a.	n.a.	61%	63%
Q13. Patient was definitely told sensitively that they had cancer	73%	71%	n.a.	n.a.	n.a.	62%	71%
Q14. Cancer diagnosis explained in a way the patient could completely understand	74%	75%	n.a.	n.a.	n.a.	70%	74%
Q15. Patient was definitely told about their diagnosis in an appropriate place	82%	82%	n.a.	n.a.	n.a.	76%	82%
Q16. Patient was told they could go back later for more information about their diagnosis	81%	81%	n.a.	n.a.	n.a.	72%	80%

	Gender						All
	Female	Male	Non-binary	Prefer to self-describe	Prefer not to say	Not given	
SUPPORT FROM A MAIN CONTACT PERSON							
Q17. Patient had a main point of contact within the care team	91%	91%	n.a.	n.a.	n.a.	89%	91%
Q18. Patient found it very or quite easy to contact their main contact person	84%	81%	n.a.	n.a.	n.a.	77%	83%
Q19. Patient found advice from main contact person was very or quite helpful	96%	96%	n.a.	n.a.	n.a.	93%	96%

Gender tables

* Indicates where a score has been suppressed because there are less than 11 responses. n.a. Indicates that there were no respondents for that gender group.

	Gender						All
	Female	Male	Non-binary	Prefer to self-describe	Prefer not to say	Not given	
DECIDING ON THE BEST TREATMENT							
Q20. Treatment options were explained in a way the patient could completely understand	83%	81%	n.a.	n.a.	n.a.	71%	81%
Q21. Patient was definitely involved as much as they wanted to be in decisions about their treatment	77%	79%	n.a.	n.a.	n.a.	63%	77%
Q22. Family and/or carers were definitely involved as much as the patient wanted them to be in decisions about treatment options	65%	77%	n.a.	n.a.	n.a.	63%	69%
Q23. Patient could get further advice or a second opinion before making decisions about their treatment options	46%	54%	n.a.	n.a.	n.a.	37%	49%

	Gender						All
	Female	Male	Non-binary	Prefer to self-describe	Prefer not to say	Not given	
CARE PLANNING							
Q24. Patient was definitely able to have a discussion about their needs or concerns prior to treatment	70%	72%	n.a.	n.a.	n.a.	64%	70%
Q25. A member of their care team helped the patient create a care plan to address any needs or concerns	91%	94%	n.a.	n.a.	n.a.	93%	93%
Q26. Care team reviewed the patient's care plan with them to ensure it was up to date	97%	99%	n.a.	n.a.	n.a.	98%	98%

	Gender						All
	Female	Male	Non-binary	Prefer to self-describe	Prefer not to say	Not given	
SUPPORT FROM HOSPITAL STAFF							
Q27. Staff provided the patient with relevant information on available support	86%	90%	n.a.	n.a.	n.a.	91%	87%
Q28. Patient definitely got the right level of support for their overall health and well being from hospital staff	68%	78%	n.a.	n.a.	n.a.	68%	72%
Q29. Patient was offered information about how to get financial help or benefits	71%	69%	n.a.	n.a.	n.a.	65%	70%

Gender tables

* Indicates where a score has been suppressed because there are less than 11 responses. n.a. Indicates that there were no respondents for that gender group.

	Gender						All
	Female	Male	Non-binary	Prefer to self-describe	Prefer not to say	Not given	
Q31. Patient had confidence and trust in all of the team looking after them during their stay in hospital	74%	84%	n.a.	n.a.	n.a.	76%	79%
Q32. Patient's family, or someone close, was definitely able to talk to a member of the team looking after the patient in hospital	46%	60%	n.a.	n.a.	n.a.	40%	52%
Q33. Patient was always involved in decisions about their care and treatment whilst in hospital	65%	73%	n.a.	n.a.	n.a.	63%	68%
Q34. Patient was always able to get help from ward staff when needed	73%	80%	n.a.	n.a.	n.a.	78%	76%
Q35. Patient was always able to discuss worries and fears with hospital staff	59%	73%	n.a.	n.a.	n.a.	66%	65%
Q36. Hospital staff always did everything they could to help the patient control pain	85%	90%	n.a.	n.a.	n.a.	94%	87%
Q37. Patient was always treated with respect and dignity while in hospital	85%	91%	n.a.	n.a.	n.a.	78%	87%
Q38. Patient received easily understandable information about what they should or should not do after leaving hospital	88%	89%	n.a.	n.a.	n.a.	93%	88%
Q39. Patient was always able to discuss worries and fears with hospital staff while being treated as an outpatient or day case	71%	82%	n.a.	n.a.	n.a.	71%	75%

	Gender						All
	Female	Male	Non-binary	Prefer to self-describe	Prefer not to say	Not given	
Q41_1. Beforehand patient completely had enough understandable information about surgery	91%	87%	n.a.	n.a.	n.a.	89%	89%
Q41_2. Beforehand patient completely had enough understandable information about chemotherapy	80%	85%	n.a.	n.a.	n.a.	76%	82%
Q41_3. Beforehand patient completely had enough understandable information about radiotherapy	87%	91%	n.a.	n.a.	n.a.	90%	88%
Q41_4. Beforehand patient completely had enough understandable information about hormone therapy	79%	78%	n.a.	n.a.	n.a.	67%	79%
Q41_5. Beforehand patient completely had enough understandable information about immunotherapy	76%	88%	n.a.	n.a.	n.a.	80%	81%
Q42_1. Patient completely had enough understandable information about progress with surgery	85%	84%	n.a.	n.a.	n.a.	83%	85%
Q42_2. Patient completely had enough understandable information about progress with chemotherapy	72%	77%	n.a.	n.a.	n.a.	73%	74%
Q42_3. Patient completely had enough understandable information about progress with radiotherapy	80%	81%	n.a.	n.a.	n.a.	81%	81%
Q42_4. Patient completely had enough understandable information about progress with hormone therapy	67%	82%	n.a.	n.a.	n.a.	67%	69%
Q42_5. Patient completely had enough understandable information about progress with immunotherapy	69%	78%	n.a.	n.a.	n.a.	56%	72%
Q43. Patient felt the length of waiting time at clinic and day unit for cancer treatment was about right	74%	80%	n.a.	n.a.	n.a.	76%	77%

Gender tables

* Indicates where a score has been suppressed because there are less than 11 responses. n.a. Indicates that there were no respondents for that gender group.

	Gender						
	Female	Male	Non-binary	Prefer to self-describe	Prefer not to say	Not given	All
IMMEDIATE AND LONG TERM SIDE EFFECTS							
Q44. Possible side effects from treatment were definitely explained in a way the patient could understand	71%	79%	n.a.	n.a.	n.a.	69%	74%
Q45. Patient was always offered practical advice on dealing with any immediate side effects from treatment	65%	71%	n.a.	n.a.	n.a.	64%	67%
Q46. Patient was given information that they could access about support in dealing with immediate side effects from treatment	82%	87%	n.a.	n.a.	n.a.	79%	84%
Q47. Patient felt possible long-term side effects were definitely explained in a way they could understand in advance of their treatment	54%	64%	n.a.	n.a.	n.a.	47%	58%
Q48. Patient was definitely able to discuss options for managing the impact of any long-term side effects	47%	60%	n.a.	n.a.	n.a.	42%	52%

	Gender						
	Female	Male	Non-binary	Prefer to self-describe	Prefer not to say	Not given	All
SUPPORT WHILE AT HOME							
Q49. Care team gave family, or someone close, all the information needed to help care for the patient at home	43%	62%	n.a.	n.a.	n.a.	44%	51%
Q50. During treatment, the patient definitely got enough care and support at home from community or voluntary services	43%	57%	n.a.	n.a.	n.a.	56%	49%

	Gender						
	Female	Male	Non-binary	Prefer to self-describe	Prefer not to say	Not given	All
CARE FROM YOUR GP PRACTICE							
Q51. Patient definitely received the right amount of support from their GP practice during treatment	41%	42%	n.a.	n.a.	n.a.	39%	41%
Q52. Patient has had a review of cancer care by GP practice	16%	15%	n.a.	n.a.	n.a.	18%	16%

	Gender						
	Female	Male	Non-binary	Prefer to self-describe	Prefer not to say	Not given	All
LIVING WITH AND BEYOND CANCER							
Q53. After treatment, the patient definitely could get enough emotional support at home from community or voluntary services	22%	37%	n.a.	n.a.	n.a.	26%	27%
Q54. The right amount of information and support was offered to the patient between final treatment and the follow up appointment	71%	84%	n.a.	n.a.	n.a.	79%	76%
Q55. Patient was given enough information about the possibility and signs of cancer coming back or spreading	58%	66%	n.a.	n.a.	n.a.	53%	61%

Gender tables

* Indicates where a score has been suppressed because there are less than 11 responses. n.a. Indicates that there were no respondents for that gender group.

YOUR OVERALL NHS CARE	Gender						All
	Female	Male	Non-binary	Prefer to self-describe	Prefer not to say	Not given	
Q56. The whole care team worked well together	87%	89%	n.a.	n.a.	n.a.	85%	88%
Q57. Administration of care was very good or good	83%	87%	n.a.	n.a.	n.a.	83%	85%
Q58. Cancer research opportunities were discussed with patient	37%	41%	n.a.	n.a.	n.a.	34%	38%
Q59. Patient's average rating of care scored from very poor to very good	8.7	9.0	n.a.	n.a.	n.a.	8.6	8.8

Ethnicity tables

* Indicates where a score has been suppressed because there are less than 11 responses. n.a. Indicates that there were no respondents for that ethnicity group.

	Ethnic group						All
	White	Mixed	Asian	Black	Other	Not given	
SUPPORT FROM YOUR GP PRACTICE							
Q2. Patient only spoke to primary care professional once or twice before cancer diagnosis	79%	*	58%	*	*	82%	78%
Q3. Referral for diagnosis was explained in a way the patient could completely understand	63%	75%	50%	*	*	66%	63%

	Ethnic group						All
	White	Mixed	Asian	Black	Other	Not given	
DIAGNOSTIC TESTS							
Q5. Patient received all the information needed about the diagnostic test in advance	90%	80%	100%	*	*	92%	90%
Q6. Diagnostic test staff appeared to completely have all the information they needed about the patient	82%	81%	83%	*	*	82%	82%
Q7. Patient felt the length of time waiting for diagnostic test results was about right	82%	73%	70%	*	*	79%	81%
Q8. Diagnostic test results were explained in a way the patient could completely understand	76%	93%	70%	*	*	71%	76%
Q9. Enough privacy was always given to the patient when receiving diagnostic test results	93%	88%	100%	*	*	91%	93%

	Ethnic group						All
	White	Mixed	Asian	Black	Other	Not given	
FINDING OUT THAT YOU HAD CANCER							
Q12. Patient was told they could have a family member, carer or friend with them when told diagnosis	63%	59%	90%	*	*	60%	63%
Q13. Patient was definitely told sensitively that they had cancer	72%	79%	78%	*	*	67%	71%
Q14. Cancer diagnosis explained in a way the patient could completely understand	74%	89%	75%	*	*	71%	74%
Q15. Patient was definitely told about their diagnosis in an appropriate place	82%	89%	87%	*	*	78%	82%
Q16. Patient was told they could go back later for more information about their diagnosis	80%	93%	81%	*	*	79%	80%

	Ethnic group						All
	White	Mixed	Asian	Black	Other	Not given	
SUPPORT FROM A MAIN CONTACT PERSON							
Q17. Patient had a main point of contact within the care team	90%	94%	97%	*	*	91%	91%
Q18. Patient found it very or quite easy to contact their main contact person	83%	100%	75%	*	*	84%	83%
Q19. Patient found advice from main contact person was very or quite helpful	96%	100%	90%	*	*	95%	96%

	Ethnic group						All
	White	Mixed	Asian	Black	Other	Not given	
DECIDING ON THE BEST TREATMENT							
Q20. Treatment options were explained in a way the patient could completely understand	82%	89%	84%	*	*	72%	81%
Q21. Patient was definitely involved as much as they wanted to be in decisions about their treatment	78%	84%	72%	*	*	69%	77%
Q22. Family and/or carers were definitely involved as much as the patient wanted them to be in decisions about treatment options	69%	71%	72%	*	*	66%	69%
Q23. Patient could get further advice or a second opinion before making decisions about their treatment options	49%	45%	57%	*	*	43%	49%

Ethnicity tables

* Indicates where a score has been suppressed because there are less than 11 responses. n.a. Indicates that there were no respondents for that ethnicity group.

CARE PLANNING	Ethnic group						
	White	Mixed	Asian	Black	Other	Not given	All
Q24. Patient was definitely able to have a discussion about their needs or concerns prior to treatment	70%	75%	72%	*	*	68%	70%
Q25. A member of their care team helped the patient create a care plan to address any needs or concerns	93%	*	91%	*	*	94%	93%
Q26. Care team reviewed the patient's care plan with them to ensure it was up to date	98%	*	85%	*	*	98%	98%

SUPPORT FROM HOSPITAL STAFF	Ethnic group						
	White	Mixed	Asian	Black	Other	Not given	All
Q27. Staff provided the patient with relevant information on available support	87%	86%	88%	*	*	90%	87%
Q28. Patient definitely got the right level of support for their overall health and well being from hospital staff	72%	72%	78%	*	*	70%	72%
Q29. Patient was offered information about how to get financial help or benefits	71%	57%	61%	*	*	68%	70%

HOSPITAL CARE	Ethnic group						
	White	Mixed	Asian	Black	Other	Not given	All
Q31. Patient had confidence and trust in all of the team looking after them during their stay in hospital	79%	*	81%	*	*	75%	79%
Q32. Patient's family, or someone close, was definitely able to talk to a member of the team looking after the patient in hospital	52%	*	64%	*	*	47%	52%
Q33. Patient was always involved in decisions about their care and treatment whilst in hospital	69%	*	75%	*	*	65%	68%
Q34. Patient was always able to get help from ward staff when needed	76%	*	81%	*	*	76%	76%
Q35. Patient was always able to discuss worries and fears with hospital staff	65%	*	81%	*	*	70%	65%
Q36. Hospital staff always did everything they could to help the patient control pain	87%	*	94%	*	*	94%	87%
Q37. Patient was always treated with respect and dignity while in hospital	87%	*	94%	*	*	85%	87%
Q38. Patient received easily understandable information about what they should or should not do after leaving hospital	88%	*	94%	*	*	91%	88%
Q39. Patient was always able to discuss worries and fears with hospital staff while being treated as an outpatient or day case	75%	76%	77%	*	*	74%	75%

Ethnicity tables

* Indicates where a score has been suppressed because there are less than 11 responses.

n.a. Indicates that there were no respondents for that ethnicity group.

YOUR TREATMENT	Ethnic group						
	White	Mixed	Asian	Black	Other	Not given	All
Q41_1. Beforehand patient completely had enough understandable information about surgery	89%	93%	87%	*	*	85%	89%
Q41_2. Beforehand patient completely had enough understandable information about chemotherapy	82%	87%	68%	*	*	80%	82%
Q41_3. Beforehand patient completely had enough understandable information about radiotherapy	88%	82%	83%	*	*	94%	88%
Q41_4. Beforehand patient completely had enough understandable information about hormone therapy	79%	*	*	*	*	59%	79%
Q41_5. Beforehand patient completely had enough understandable information about immunotherapy	83%	*	*	*	*	76%	81%
Q42_1. Patient completely had enough understandable information about progress with surgery	85%	79%	80%	*	*	79%	85%
Q42_2. Patient completely had enough understandable information about progress with chemotherapy	74%	80%	59%	*	*	71%	74%
Q42_3. Patient completely had enough understandable information about progress with radiotherapy	80%	*	67%	*	*	78%	81%
Q42_4. Patient completely had enough understandable information about progress with hormone therapy	70%	*	*	*	*	59%	69%
Q42_5. Patient completely had enough understandable information about progress with immunotherapy	74%	*	*	*	*	63%	72%
Q43. Patient felt the length of waiting time at clinic and day unit for cancer treatment was about right	77%	82%	81%	*	*	75%	77%

IMMEDIATE AND LONG TERM SIDE EFFECTS	Ethnic group						
	White	Mixed	Asian	Black	Other	Not given	All
Q44. Possible side effects from treatment were definitely explained in a way the patient could understand	74%	79%	81%	*	*	71%	74%
Q45. Patient was always offered practical advice on dealing with any immediate side effects from treatment	67%	83%	72%	*	*	66%	67%
Q46. Patient was given information that they could access about support in dealing with immediate side effects from treatment	84%	71%	73%	*	*	82%	84%
Q47. Patient felt possible long-term side effects were definitely explained in a way they could understand in advance of their treatment	58%	67%	66%	*	*	53%	58%
Q48. Patient was definitely able to discuss options for managing the impact of any long-term side effects	53%	33%	52%	*	*	45%	52%

SUPPORT WHILE AT HOME	Ethnic group						
	White	Mixed	Asian	Black	Other	Not given	All
Q49. Care team gave family, or someone close, all the information needed to help care for the patient at home	50%	69%	63%	*	*	44%	51%
Q50. During treatment, the patient definitely got enough care and support at home from community or voluntary services	49%	*	40%	*	*	60%	49%

CARE FROM YOUR GP PRACTICE	Ethnic group						
	White	Mixed	Asian	Black	Other	Not given	All
Q51. Patient definitely received the right amount of support from their GP practice during treatment	41%	33%	31%	*	*	40%	41%
Q52. Patient has had a review of cancer care by GP practice	15%	12%	17%	*	*	18%	16%

Ethnicity tables

* Indicates where a score has been suppressed because there are less than 11 responses. n.a. Indicates that there were no respondents for that ethnicity group.

LIVING WITH AND BEYOND CANCER	Ethnic group						
	White	Mixed	Asian	Black	Other	Not given	All
Q53. After treatment, the patient definitely could get enough emotional support at home from community or voluntary services	28%	*	15%	*	*	25%	27%
Q54. The right amount of information and support was offered to the patient between final treatment and the follow up appointment	77%	*	61%	*	*	73%	76%
Q55. Patient was given enough information about the possibility and signs of cancer coming back or spreading	61%	53%	68%	*	*	51%	61%

YOUR OVERALL NHS CARE	Ethnic group						
	White	Mixed	Asian	Black	Other	Not given	All
Q56. The whole care team worked well together	88%	89%	77%	*	*	85%	88%
Q57. Administration of care was very good or good	85%	74%	74%	*	*	87%	85%
Q58. Cancer research opportunities were discussed with patient	38%	*	55%	*	*	36%	38%
Q59. Patient's average rating of care scored from very poor to very good	8.8	8.5	8.6	*	*	8.6	8.8

IMD quintile tables

* Indicates where a score has been suppressed because there are less than 11 responses. n.a. Indicates that there were no respondents for that quintile group.

	IMD Quintile						
	1 (most deprived)	2	3	4	5 (least deprived)	Non-England	All
SUPPORT FROM YOUR GP PRACTICE							
Q2. Patient only spoke to primary care professional once or twice before cancer diagnosis	70%	79%	79%	80%	79%	n.a.	78%
Q3. Referral for diagnosis was explained in a way the patient could completely understand	50%	62%	65%	66%	64%	n.a.	63%

	IMD Quintile						
	1 (most deprived)	2	3	4	5 (least deprived)	Non-England	All
DIAGNOSTIC TESTS							
Q5. Patient received all the information needed about the diagnostic test in advance	90%	89%	91%	91%	91%	n.a.	90%
Q6. Diagnostic test staff appeared to completely have all the information they needed about the patient	83%	81%	80%	82%	84%	n.a.	82%
Q7. Patient felt the length of time waiting for diagnostic test results was about right	81%	83%	85%	79%	80%	n.a.	81%
Q8. Diagnostic test results were explained in a way the patient could completely understand	73%	77%	76%	74%	77%	n.a.	76%
Q9. Enough privacy was always given to the patient when receiving diagnostic test results	92%	93%	93%	92%	93%	n.a.	93%

	IMD Quintile						
	1 (most deprived)	2	3	4	5 (least deprived)	Non-England	All
FINDING OUT THAT YOU HAD CANCER							
Q12. Patient was told they could have a family member, carer or friend with them when told diagnosis	68%	64%	62%	64%	61%	n.a.	63%
Q13. Patient was definitely told sensitively that they had cancer	75%	71%	73%	72%	67%	n.a.	71%
Q14. Cancer diagnosis explained in a way the patient could completely understand	75%	75%	75%	74%	74%	n.a.	74%
Q15. Patient was definitely told about their diagnosis in an appropriate place	85%	80%	82%	80%	83%	n.a.	82%
Q16. Patient was told they could go back later for more information about their diagnosis	79%	82%	79%	80%	81%	n.a.	80%

	IMD Quintile						
	1 (most deprived)	2	3	4	5 (least deprived)	Non-England	All
SUPPORT FROM A MAIN CONTACT PERSON							
Q17. Patient had a main point of contact within the care team	91%	91%	91%	89%	91%	n.a.	91%
Q18. Patient found it very or quite easy to contact their main contact person	82%	81%	84%	83%	83%	n.a.	83%
Q19. Patient found advice from main contact person was very or quite helpful	99%	95%	97%	94%	96%	n.a.	96%

IMD quintile tables

* Indicates where a score has been suppressed because there are less than 11 responses. n.a. Indicates that there were no respondents for that quintile group.

	IMD Quintile						
	1 (most deprived)	2	3	4	5 (least deprived)	Non-England	All
Q20. Treatment options were explained in a way the patient could completely understand	85%	80%	82%	80%	79%	n.a.	81%
Q21. Patient was definitely involved as much as they wanted to be in decisions about their treatment	78%	78%	75%	79%	76%	n.a.	77%
Q22. Family and/or carers were definitely involved as much as the patient wanted them to be in decisions about treatment options	71%	70%	68%	70%	69%	n.a.	69%
Q23. Patient could get further advice or a second opinion before making decisions about their treatment options	56%	55%	48%	44%	45%	n.a.	49%

	IMD Quintile						
	1 (most deprived)	2	3	4	5 (least deprived)	Non-England	All
Q24. Patient was definitely able to have a discussion about their needs or concerns prior to treatment	72%	71%	70%	71%	67%	n.a.	70%
Q25. A member of their care team helped the patient create a care plan to address any needs or concerns	97%	90%	93%	93%	92%	n.a.	93%
Q26. Care team reviewed the patient's care plan with them to ensure it was up to date	98%	96%	98%	99%	98%	n.a.	98%

	IMD Quintile						
	1 (most deprived)	2	3	4	5 (least deprived)	Non-England	All
Q27. Staff provided the patient with relevant information on available support	87%	86%	87%	89%	87%	n.a.	87%
Q28. Patient definitely got the right level of support for their overall health and well being from hospital staff	72%	76%	72%	70%	72%	n.a.	72%
Q29. Patient was offered information about how to get financial help or benefits	67%	66%	71%	73%	72%	n.a.	70%

	IMD Quintile						
	1 (most deprived)	2	3	4	5 (least deprived)	Non-England	All
Q31. Patient had confidence and trust in all of the team looking after them during their stay in hospital	81%	80%	77%	77%	80%	n.a.	79%
Q32. Patient's family, or someone close, was definitely able to talk to a member of the team looking after the patient in hospital	58%	56%	48%	50%	50%	n.a.	52%
Q33. Patient was always involved in decisions about their care and treatment whilst in hospital	73%	71%	67%	66%	68%	n.a.	68%
Q34. Patient was always able to get help from ward staff when needed	75%	77%	76%	77%	73%	n.a.	76%
Q35. Patient was always able to discuss worries and fears with hospital staff	69%	65%	63%	69%	61%	n.a.	65%
Q36. Hospital staff always did everything they could to help the patient control pain	83%	88%	88%	89%	86%	n.a.	87%
Q37. Patient was always treated with respect and dignity while in hospital	89%	88%	87%	87%	86%	n.a.	87%
Q38. Patient received easily understandable information about what they should or should not do after leaving hospital	89%	89%	87%	91%	87%	n.a.	88%
Q39. Patient was always able to discuss worries and fears with hospital staff while being treated as an outpatient or day case	77%	78%	74%	77%	70%	n.a.	75%

IMD quintile tables

* Indicates where a score has been suppressed because there are less than 11 responses.

n.a. Indicates that there were no respondents for that quintile group.

YOUR TREATMENT	IMD Quintile						
	1 (most deprived)	2	3	4	5 (least deprived)	Non-England	All
Q41_1. Beforehand patient completely had enough understandable information about surgery	92%	89%	89%	90%	88%	n.a.	89%
Q41_2. Beforehand patient completely had enough understandable information about chemotherapy	86%	83%	79%	82%	82%	n.a.	82%
Q41_3. Beforehand patient completely had enough understandable information about radiotherapy	84%	88%	88%	90%	88%	n.a.	88%
Q41_4. Beforehand patient completely had enough understandable information about hormone therapy	81%	77%	75%	83%	77%	n.a.	79%
Q41_5. Beforehand patient completely had enough understandable information about immunotherapy	83%	89%	78%	77%	83%	n.a.	81%
Q42_1. Patient completely had enough understandable information about progress with surgery	85%	85%	86%	85%	82%	n.a.	85%
Q42_2. Patient completely had enough understandable information about progress with chemotherapy	77%	76%	74%	74%	71%	n.a.	74%
Q42_3. Patient completely had enough understandable information about progress with radiotherapy	80%	79%	81%	84%	76%	n.a.	81%
Q42_4. Patient completely had enough understandable information about progress with hormone therapy	69%	70%	66%	81%	57%	n.a.	69%
Q42_5. Patient completely had enough understandable information about progress with immunotherapy	80%	74%	71%	72%	68%	n.a.	72%
Q43. Patient felt the length of waiting time at clinic and day unit for cancer treatment was about right	76%	78%	76%	76%	76%	n.a.	77%

IMMEDIATE AND LONG TERM SIDE EFFECTS	IMD Quintile						
	1 (most deprived)	2	3	4	5 (least deprived)	Non-England	All
Q44. Possible side effects from treatment were definitely explained in a way the patient could understand	77%	74%	74%	76%	72%	n.a.	74%
Q45. Patient was always offered practical advice on dealing with any immediate side effects from treatment	68%	71%	68%	67%	64%	n.a.	67%
Q46. Patient was given information that they could access about support in dealing with immediate side effects from treatment	82%	84%	84%	85%	84%	n.a.	84%
Q47. Patient felt possible long-term side effects were definitely explained in a way they could understand in advance of their treatment	57%	59%	57%	58%	58%	n.a.	58%
Q48. Patient was definitely able to discuss options for managing the impact of any long-term side effects	55%	53%	50%	51%	52%	n.a.	52%

SUPPORT WHILE AT HOME	IMD Quintile						
	1 (most deprived)	2	3	4	5 (least deprived)	Non-England	All
Q49. Care team gave family, or someone close, all the information needed to help care for the patient at home	53%	50%	51%	52%	47%	n.a.	51%
Q50. During treatment, the patient definitely got enough care and support at home from community or voluntary services	42%	49%	52%	49%	51%	n.a.	49%

CARE FROM YOUR GP PRACTICE	IMD Quintile						
	1 (most deprived)	2	3	4	5 (least deprived)	Non-England	All
Q51. Patient definitely received the right amount of support from their GP practice during treatment	33%	42%	42%	45%	39%	n.a.	41%
Q52. Patient has had a review of cancer care by GP practice	18%	17%	15%	15%	15%	n.a.	16%

IMD quintile tables

* Indicates where a score has been suppressed because there are less than 11 responses. n.a. Indicates that there were no respondents for that quintile group.

	IMD Quintile						
	1 (most deprived)	2	3	4	5 (least deprived)	Non-England	All
LIVING WITH AND BEYOND CANCER							
Q53. After treatment, the patient definitely could get enough emotional support at home from community or voluntary services	30%	29%	25%	31%	19%	n.a.	27%
Q54. The right amount of information and support was offered to the patient between final treatment and the follow up appointment	66%	73%	78%	81%	74%	n.a.	76%
Q55. Patient was given enough information about the possibility and signs of cancer coming back or spreading	64%	59%	64%	60%	57%	n.a.	61%

	IMD Quintile						
	1 (most deprived)	2	3	4	5 (least deprived)	Non-England	All
YOUR OVERALL NHS CARE							
Q56. The whole care team worked well together	91%	87%	87%	86%	90%	n.a.	88%
Q57. Administration of care was very good or good	84%	85%	86%	86%	82%	n.a.	85%
Q58. Cancer research opportunities were discussed with patient	44%	42%	34%	39%	36%	n.a.	38%
Q59. Patient's average rating of care scored from very poor to very good	8.7	8.7	8.9	8.8	8.8	n.a.	8.8