

Cancer Patient Experience Survey

2021 Results

Buckinghamshire, Oxfordshire and Berkshire West

Published July 2022

Executive Summary

Questions Above Expected Range

	Case Mix Adjusted Scores			England Score
	2021 Score	Lower Expected Range	Upper Expected Range	
Q31. Patient had confidence and trust in all of the team looking after them during their stay in hospital	85%	78%	84%	81%
Q37. Patient was always treated with respect and dignity while in hospital	92%	87%	91%	89%
Q46. Patient was given information that they could access about support in dealing with immediate side effects from treatment	88%	84%	88%	86%
Q52. Patient has had a review of cancer care by GP practice	22%	16%	20%	18%
Q58. Cancer research opportunities were discussed with patient	53%	36%	52%	44%

Questions Below Expected Range

	Case Mix Adjusted Scores			England Score
	2021 Score	Lower Expected Range	Upper Expected Range	
Q15. Patient was definitely told about their diagnosis in an appropriate place	82%	83%	86%	84%

Introduction

The National Cancer Patient Experience Survey 2021 is the 11th iteration of the survey first undertaken in 2010. It has been designed to monitor progress on cancer care; to provide information to drive local quality improvements; to assist commissioners and providers of cancer care; and to inform the work of the various charities and stakeholder groups supporting cancer patients.

The survey was overseen by a national Cancer Patient Experience Advisory Group. This Advisory Group set the principles and objectives of the survey programme and guided questionnaire development. The survey was commissioned and managed by NHS England. The survey provider, Picker, is responsible for designing, running and analysing the survey.

The 2021 survey involved 134 NHS Trusts. Out of 107,412 people, 59,352 people responded to the survey, yielding a response rate of 55%.

Methodology

Eligibility, fieldwork and survey methods

The sample for the survey included all adult (aged 16 and over) NHS patients, with a confirmed primary diagnosis of cancer, discharged from an NHS Trust after an inpatient episode or day case attendance for cancer related treatment in the months of April, May and June 2021. The fieldwork for the survey was undertaken between October 2021 and February 2022.

As in the previous six years, the survey used a mixed mode methodology. Questionnaires were sent by post, with two reminders where necessary, but also included an option to complete the questionnaire online. A Freephone helpline and email was available for respondents to opt out, ask questions about the survey, enable them to complete their questionnaire over the phone and provide access to a translation and interpreting facility for those whose first language was not English.

Note on question comparability

The questionnaire was redeveloped for the 2021 National Cancer Patient Experience Survey. Due to the significant changes made to the questionnaire no trend data or year on year comparisons are presented in results, and comparisons to previous years' results should not be made.

Case-mix adjustment

Both unadjusted and adjusted scores are presented in this report. Case-mix adjusted scores allows us to account for the impact that differing patient populations might have on results. By using the case-mix adjusted estimates we can obtain a greater understanding of how an ICS is performing given their patient population. The factors taken into account in this case-mix adjustment are gender, age, ethnic group, deprivation, and cancer type.

Unadjusted data should be used to see the actual responses from patients relating to the ICS. Case-mix adjusted data, together with expected ranges, should be used to understand whether the results are significantly higher or lower than national results taking account of the patient mix.

Scoring methodology

Sixty-one questions from the questionnaire are scored as these questions relate directly to patient experience. For all but one question (Q59), the score shows the percentage of respondents who gave the most favourable response to a question. For Q59, respondents rate their overall care on a scale of 0 to 10, of which the average was calculated for this question's presented score. The percentages in this report have been rounded to the nearest percentage point. Therefore, in some cases the figures do not appear to add up to 100%.

Suppression

Question-level suppression

For scores where the base size per question is <11, the score will be suppressed and replaced with an asterisk (*). The base size does not include non-scored response options.

Double suppression

If any group within a particular sub-group breakdown (such as the tumour group breakdown) has <11 respondents, then the figure for this particular group is suppressed and replaced with an asterisk (*).

If there is only one group within the sub-group breakdown that has <11 respondents, and is therefore suppressed, the group with the next lowest number of respondents is also suppressed and replaced with an asterisk (*) (regardless if it is greater than or less than 11).

Additional suppression

Additional suppression happens if only **one** ICS has a score suppressed. If this happens, we will suppress another ICS's results (both the ICS level and subgroup results for the question) based on the next lowest number of respondents for the score. We do this so that the national score cannot be used to work out the score for the individual ICS.

The same rule applies to groups in each subgroup breakdown. For example, if only **one** ICS has the 85+ age group suppressed for Q25 we will need to suppress another ICS's results for the 85+ age group on Q25. This suppression is based on the 85+ age group with the next lowest number of respondents for Q25.

Understanding the results

This report shows how this ICS scored for each question in the survey compared with national results. It is aimed at helping individual ICSs to understand their performance and identify areas for local and regional improvement. Below is a description of the type of results presented within this report and how to understand them.

Expected range charts

The expected range charts in this report show a bar with the lowest and highest score received for each question nationally. Within this bar, an expected range is given (in grey) and a black diamond represents the actual score for this ICS.

ICSs whose score is above the upper limit of the expected range (in the dark blue) are positive outliers, with a score statistically significantly higher than the national mean. This indicates that the ICS performs better than what ICSs of the same size and demographics are expected to perform. The opposite is true if the score is below the lower limit of the expected range (in the light blue); these are negative outliers. For scores within the expected range (in the grey), the score is what we would expect given the ICS's size and demographics.

Comparability tables

The comparability tables show the 2021 unadjusted scores for this ICS for each scored question. The adjusted 2021 score will also be presented for each scored question along with the lower and upper expected range and national score. Scores above the upper limit of the expected range will be highlighted dark blue, scores below the lower limit of the expected range will be highlighted light blue, and scores within the lower and upper limit of the expected ranges will be highlighted grey.

Sub-group breakdowns

Unadjusted scores are shown for tumour type, gender, age, IMD quintile and ethnicity breakdowns. Unadjusted scores for the same sub-group across different ICSs may not be comparable, as they do not account for the impact that differing patient populations might have on results.

Tumour type tables

The tumour type tables show the unadjusted scores for each scored question for each of the 13 tumour groups. Central nervous system is abbreviated as 'CNS' and lower gastrointestinal tract is abbreviated as 'LGT' throughout this report.

Age group tables

The age group tables show the unadjusted scores for each scored question for each of the eight age groups.

Gender tables

The gender tables show the unadjusted scores for the following groups male; female; non-binary; prefer to self-describe; and prefer not to say.

Ethnicity tables

The ethnicity tables show the unadjusted scores for six ethnicity groups.

IMD quintile tables

The IMD quintile tables show the unadjusted scores for five quintiles based on relative disadvantage, with quintile 1 being the most deprived and quintile 5 being the least deprived.

Further information

This research was carried out in accordance with the international standard for organisations conducting social research (accreditation to ISO20252:2012; certificate number GB08/74322). The 2021 survey data has been produced and published in line with the Code of Practice for Official Statistics.

For more information on the methodology, please see the Technical Document. It can be viewed along with the 2021 questionnaire and survey guidance on the website at www.ncpes.co.uk. For all other outputs at ICS level, please see the Excel tables and dashboards at www.ncpes.co.uk.

Response Rate

Overall Response Rate

1,921 patients responded out of a total of 3,324 patients, resulting in a response rate of 58%.

	Sample Size	Adjusted Sample	Completed	Response Rate
Overall response rate	3,497	3,324	1,921	58%
National	113,516	107,412	59,352	55%

Respondents by Survey Type

	Number of Respondents
Paper	1,494
Online	425
Phone	2
Translation Service	0
Total	1,921

Respondents by Tumour Group

	Number of Respondents
Brain / CNS	12
Breast	575
Colorectal / LGT	234
Gynaecological	85
Haematological	213
Head and Neck	62
Lung	82
Prostate	222
Sarcoma	16
Skin	67
Upper Gastro	67
Urological	129
Other	157
Total	1,921

Respondents by Age and Gender

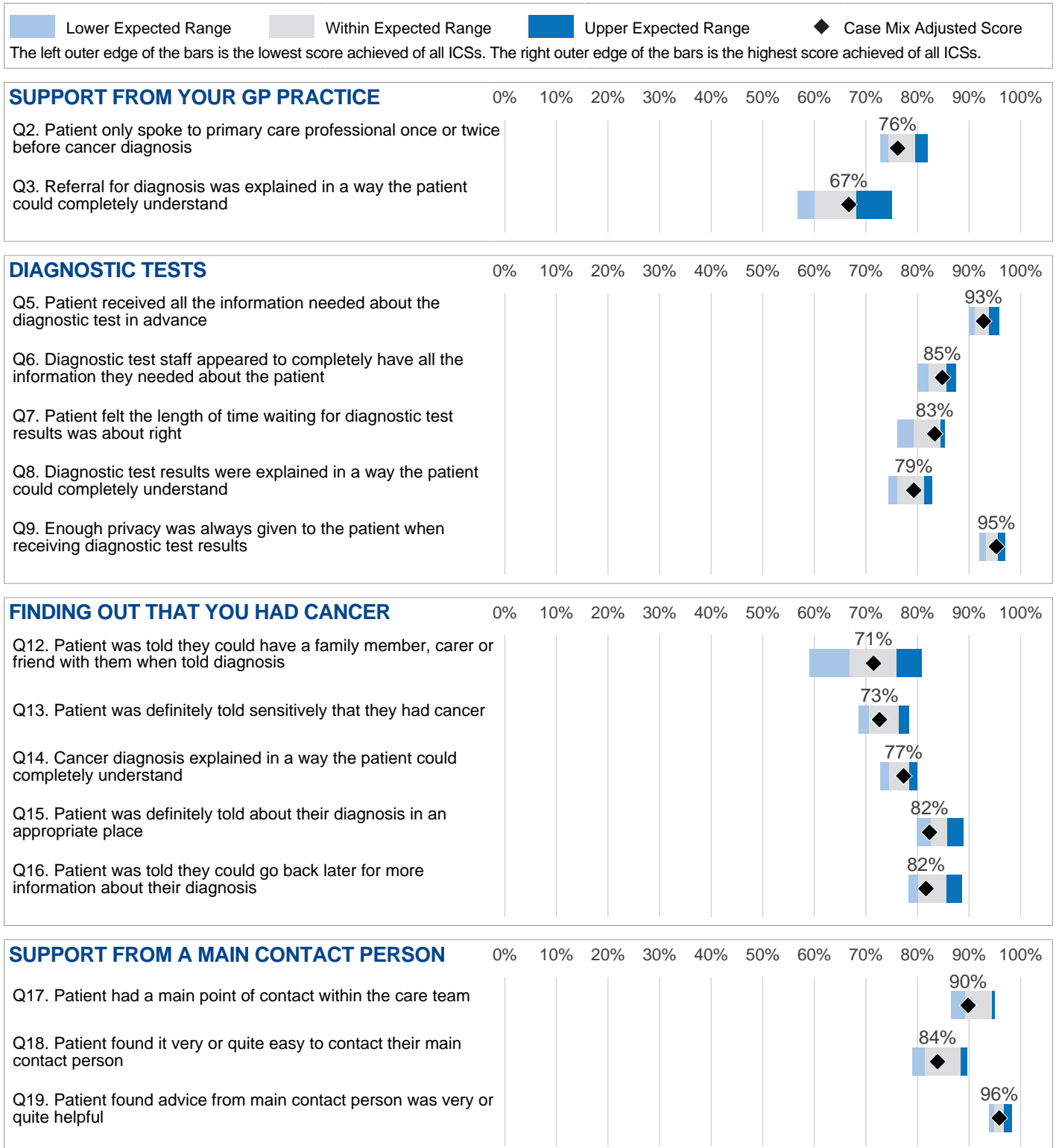
Respondents year of birth has been used to determine age. This information has been amalgamated into 8 age bands. The age and gender distribution for the ICS was as follows:

	Age 16-24	Age 25-34	Age 35-44	Age 45-54	Age 55-64	Age 65-74	Age 75-84	Age 85+	Total
Female	5	14	58	131	241	321	204	42	1,016
Male	3	3	10	49	152	299	249	61	826
Non-binary	0	0	2	0	0	0	0	0	2
Prefer to self-describe	0	0	0	0	0	0	0	0	0
Prefer not to say	0	0	0	1	0	2	0	0	3
Not given	1	1	1	3	16	17	26	9	74
Total	9	18	71	184	409	639	479	112	1,921

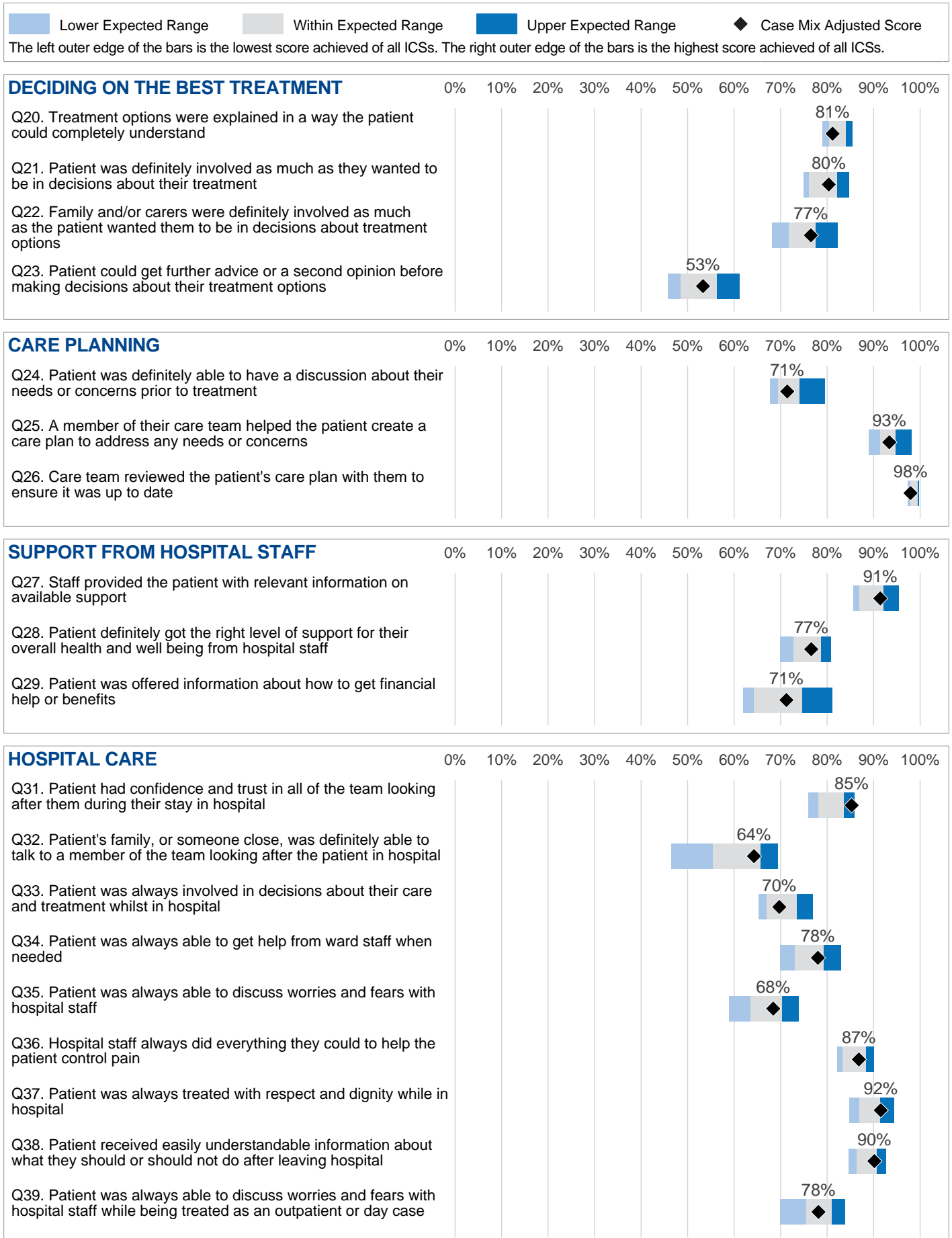
Respondents by Ethnicity

	Number of Respondents
White	
English / Welsh / Scottish / Northern Irish / British	1,632
Irish	19
Gypsy or Irish Traveller	3
Any other White background	71
Mixed / Multiple Ethnic Groups	
White and Black Caribbean	6
White and Black African	1
White and Asian	4
Any other Mixed / multiple ethnic background	3
Asian or Asian British	
Indian	13
Pakistani	10
Bangladeshi	1
Chinese	6
Any other Asian background	13
Black / African / Caribbean / Black British	
African	6
Caribbean	12
Any other Black / African / Caribbean background	3
Other Ethnic Group	
Arab	1
Any other ethnic background	2
Not given	
Not given	115
Total	1,921

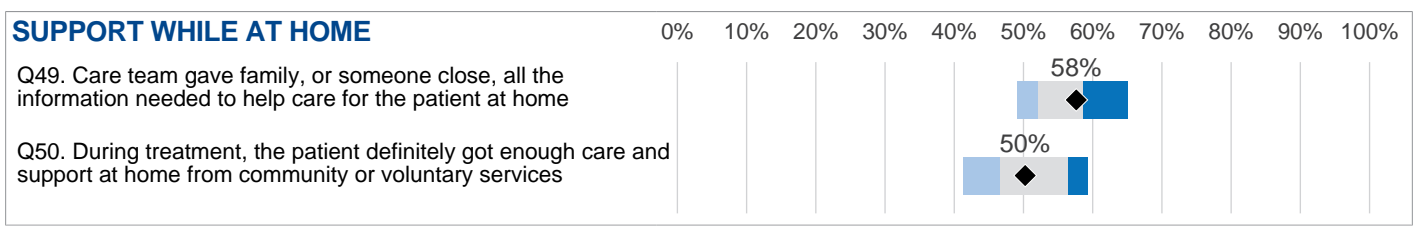
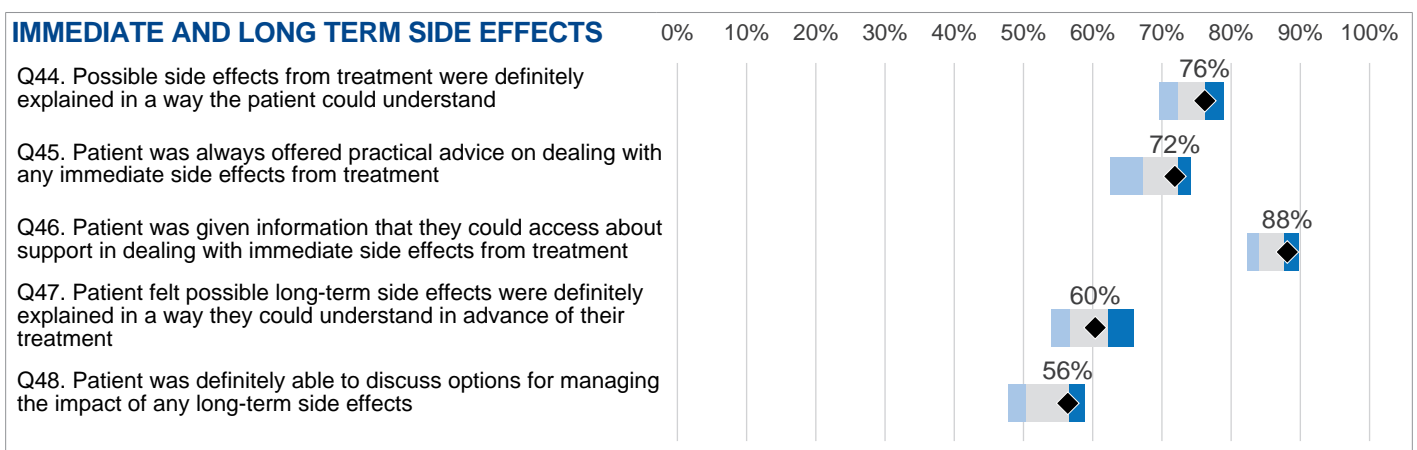
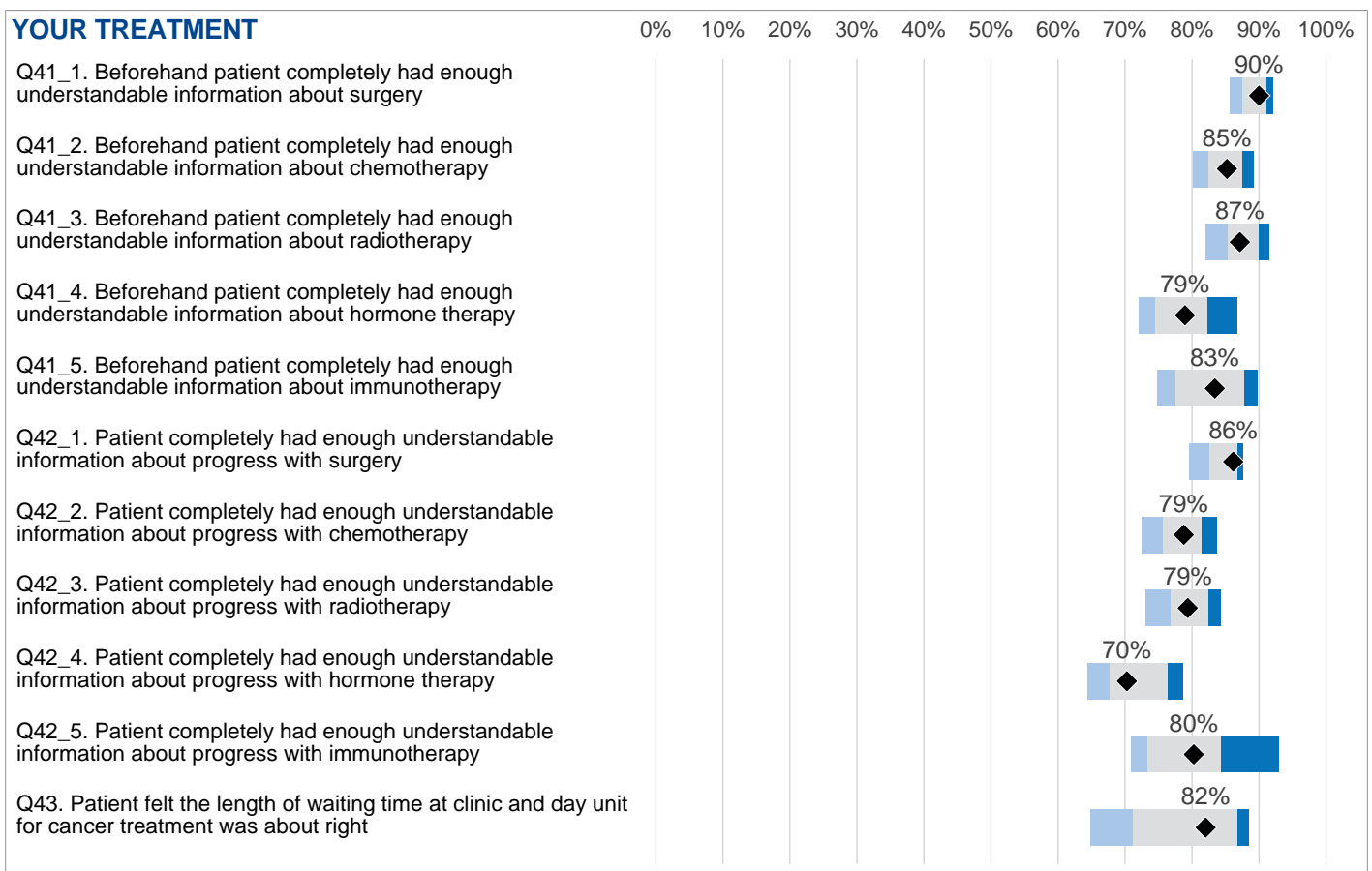
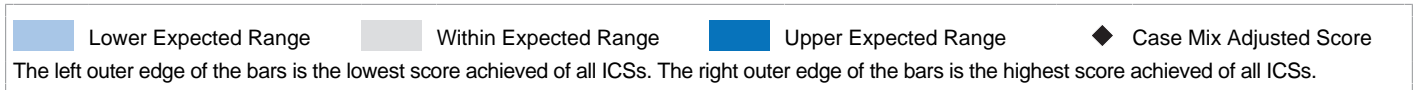
Expected Range Charts



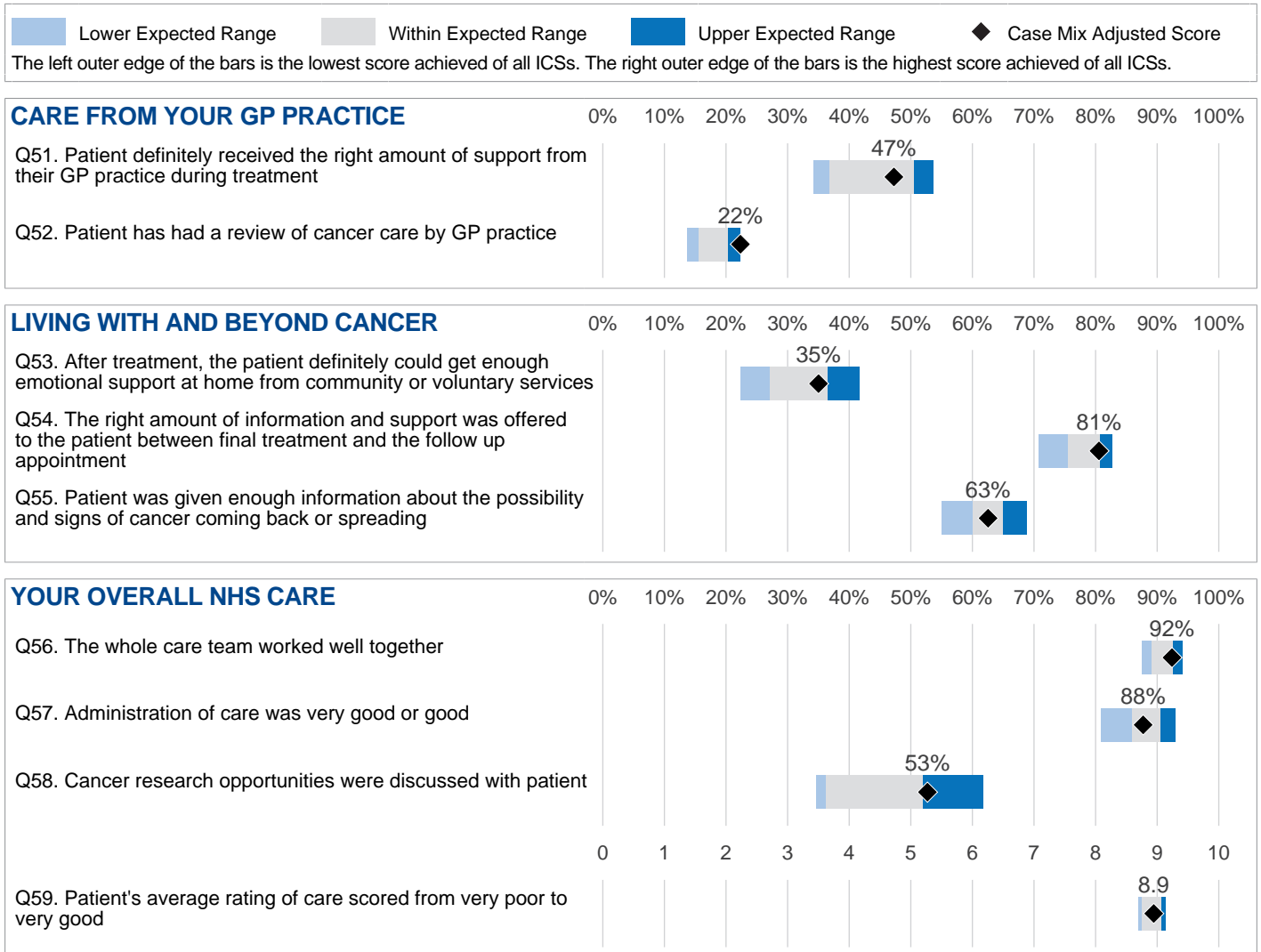
Expected Range Charts



Expected Range Charts



Expected Range Charts



Comparability tables

* Indicates where a score has been suppressed to prevent individuals and their responses being identifiable in the data.

	Adjusted Score below Lower Expected Range
	Adjusted Score between Upper and Lower Expected Ranges
	Adjusted Score above Upper Expected Range

SUPPORT FROM YOUR GP PRACTICE	Unadjusted Scores		Case Mix Adjusted Scores			England Score
	2021 n	2021 Score	2021 Score	Lower Expected Range	Upper Expected Range	
Q2. Patient only spoke to primary care professional once or twice before cancer diagnosis	982	79%	76%	74%	80%	77%
Q3. Referral for diagnosis was explained in a way the patient could completely understand	1277	70%	67%	60%	68%	64%

DIAGNOSTIC TESTS	Unadjusted Scores		Case Mix Adjusted Scores			England Score
	2021 n	2021 Score	2021 Score	Lower Expected Range	Upper Expected Range	
Q5. Patient received all the information needed about the diagnostic test in advance	1532	93%	93%	91%	94%	93%
Q6. Diagnostic test staff appeared to completely have all the information they needed about the patient	1614	86%	85%	82%	86%	84%
Q7. Patient felt the length of time waiting for diagnostic test results was about right	1606	83%	83%	79%	85%	82%
Q8. Diagnostic test results were explained in a way the patient could completely understand	1616	80%	79%	76%	81%	79%
Q9. Enough privacy was always given to the patient when receiving diagnostic test results	1610	96%	95%	93%	96%	94%

FINDING OUT THAT YOU HAD CANCER	Unadjusted Scores		Case Mix Adjusted Scores			England Score
	2021 n	2021 Score	2021 Score	Lower Expected Range	Upper Expected Range	
Q12. Patient was told they could have a family member, carer or friend with them when told diagnosis	1723	71%	71%	67%	76%	71%
Q13. Patient was definitely told sensitively that they had cancer	1883	73%	73%	71%	76%	73%
Q14. Cancer diagnosis explained in a way the patient could completely understand	1900	78%	77%	75%	78%	76%
Q15. Patient was definitely told about their diagnosis in an appropriate place	1880	83%	82%	83%	86%	84%
Q16. Patient was told they could go back later for more information about their diagnosis	1665	83%	82%	80%	86%	83%

SUPPORT FROM A MAIN CONTACT PERSON	Unadjusted Scores		Case Mix Adjusted Scores			England Score
	2021 n	2021 Score	2021 Score	Lower Expected Range	Upper Expected Range	
Q17. Patient had a main point of contact within the care team	1815	89%	90%	89%	95%	92%
Q18. Patient found it very or quite easy to contact their main contact person	1471	84%	84%	82%	88%	85%
Q19. Patient found advice from main contact person was very or quite helpful	1553	96%	96%	95%	97%	96%

Comparability tables

* Indicates where a score has been suppressed to prevent individuals and their responses being identifiable in the data.

	Adjusted Score below Lower Expected Range
	Adjusted Score between Upper and Lower Expected Ranges
	Adjusted Score above Upper Expected Range

DECIDING ON THE BEST TREATMENT	Unadjusted Scores		Case Mix Adjusted Scores			England Score
	2021 n	2021 Score	2021 Score	Lower Expected Range	Upper Expected Range	
Q20. Treatment options were explained in a way the patient could completely understand	1784	82%	81%	80%	84%	82%
Q21. Patient was definitely involved as much as they wanted to be in decisions about their treatment	1884	80%	80%	76%	82%	79%
Q22. Family and/or carers were definitely involved as much as the patient wanted them to be in decisions about treatment options	1553	76%	77%	72%	78%	75%
Q23. Patient could get further advice or a second opinion before making decisions about their treatment options	875	52%	53%	49%	56%	52%

CARE PLANNING	Unadjusted Scores		Case Mix Adjusted Scores			England Score
	2021 n	2021 Score	2021 Score	Lower Expected Range	Upper Expected Range	
Q24. Patient was definitely able to have a discussion about their needs or concerns prior to treatment	1664	71%	71%	69%	74%	72%
Q25. A member of their care team helped the patient create a care plan to address any needs or concerns	929	93%	93%	91%	95%	93%
Q26. Care team reviewed the patient's care plan with them to ensure it was up to date	727	98%	98%	98%	100%	99%

SUPPORT FROM HOSPITAL STAFF	Unadjusted Scores		Case Mix Adjusted Scores			England Score
	2021 n	2021 Score	2021 Score	Lower Expected Range	Upper Expected Range	
Q27. Staff provided the patient with relevant information on available support	1585	92%	91%	87%	92%	90%
Q28. Patient definitely got the right level of support for their overall health and well being from hospital staff	1880	76%	77%	73%	79%	76%
Q29. Patient was offered information about how to get financial help or benefits	800	73%	71%	64%	75%	69%

HOSPITAL CARE	Unadjusted Scores		Case Mix Adjusted Scores			England Score
	2021 n	2021 Score	2021 Score	Lower Expected Range	Upper Expected Range	
Q31. Patient had confidence and trust in all of the team looking after them during their stay in hospital	841	85%	85%	78%	84%	81%
Q32. Patient's family, or someone close, was definitely able to talk to a member of the team looking after the patient in hospital	662	63%	64%	56%	66%	61%
Q33. Patient was always involved in decisions about their care and treatment whilst in hospital	827	70%	70%	67%	74%	70%
Q34. Patient was always able to get help from ward staff when needed	822	77%	78%	73%	79%	76%
Q35. Patient was always able to discuss worries and fears with hospital staff	781	67%	68%	63%	70%	67%
Q36. Hospital staff always did everything they could to help the patient control pain	712	87%	87%	83%	88%	86%
Q37. Patient was always treated with respect and dignity while in hospital	832	91%	92%	87%	91%	89%
Q38. Patient received easily understandable information about what they should or should not do after leaving hospital	827	90%	90%	86%	91%	89%
Q39. Patient was always able to discuss worries and fears with hospital staff while being treated as an outpatient or day case	1629	78%	78%	76%	81%	78%

Comparability tables

* Indicates where a score has been suppressed to prevent individuals and their responses being identifiable in the data.

	Adjusted Score below Lower Expected Range
	Adjusted Score between Upper and Lower Expected Ranges
	Adjusted Score above Upper Expected Range

YOUR TREATMENT	Unadjusted Scores		Case Mix Adjusted Scores			England Score
	2021 n	2021 Score	2021 Score	Lower Expected Range	Upper Expected Range	
Q41_1. Beforehand patient completely had enough understandable information about surgery	1098	90%	90%	88%	91%	89%
Q41_2. Beforehand patient completely had enough understandable information about chemotherapy	770	85%	85%	82%	88%	85%
Q41_3. Beforehand patient completely had enough understandable information about radiotherapy	778	87%	87%	85%	90%	88%
Q41_4. Beforehand patient completely had enough understandable information about hormone therapy	430	78%	79%	75%	82%	78%
Q41_5. Beforehand patient completely had enough understandable information about immunotherapy	213	82%	83%	78%	88%	83%
Q42_1. Patient completely had enough understandable information about progress with surgery	1087	86%	86%	83%	87%	85%
Q42_2. Patient completely had enough understandable information about progress with chemotherapy	764	78%	79%	76%	81%	79%
Q42_3. Patient completely had enough understandable information about progress with radiotherapy	766	79%	79%	77%	82%	80%
Q42_4. Patient completely had enough understandable information about progress with hormone therapy	420	70%	70%	68%	76%	72%
Q42_5. Patient completely had enough understandable information about progress with immunotherapy	211	78%	80%	73%	84%	79%
Q43. Patient felt the length of waiting time at clinic and day unit for cancer treatment was about right	1859	82%	82%	71%	87%	79%

IMMEDIATE AND LONG TERM SIDE EFFECTS	Unadjusted Scores		Case Mix Adjusted Scores			England Score
	2021 n	2021 Score	2021 Score	Lower Expected Range	Upper Expected Range	
Q44. Possible side effects from treatment were definitely explained in a way the patient could understand	1812	76%	76%	72%	76%	74%
Q45. Patient was always offered practical advice on dealing with any immediate side effects from treatment	1713	71%	72%	67%	72%	70%
Q46. Patient was given information that they could access about support in dealing with immediate side effects from treatment	1375	89%	88%	84%	88%	86%
Q47. Patient felt possible long-term side effects were definitely explained in a way they could understand in advance of their treatment	1685	59%	60%	57%	62%	60%
Q48. Patient was definitely able to discuss options for managing the impact of any long-term side effects	1404	55%	56%	50%	57%	54%

SUPPORT WHILE AT HOME	Unadjusted Scores		Case Mix Adjusted Scores			England Score
	2021 n	2021 Score	2021 Score	Lower Expected Range	Upper Expected Range	
Q49. Care team gave family, or someone close, all the information needed to help care for the patient at home	1184	56%	58%	52%	59%	55%
Q50. During treatment, the patient definitely got enough care and support at home from community or voluntary services	677	51%	50%	47%	56%	51%

CARE FROM YOUR GP PRACTICE	Unadjusted Scores		Case Mix Adjusted Scores			England Score
	2021 n	2021 Score	2021 Score	Lower Expected Range	Upper Expected Range	
Q51. Patient definitely received the right amount of support from their GP practice during treatment	1065	49%	47%	37%	51%	44%
Q52. Patient has had a review of cancer care by GP practice	1816	22%	22%	16%	20%	18%

Comparability tables

* Indicates where a score has been suppressed to prevent individuals and their responses being identifiable in the data.

	Adjusted Score below Lower Expected Range
	Adjusted Score between Upper and Lower Expected Ranges
	Adjusted Score above Upper Expected Range

LIVING WITH AND BEYOND CANCER	Unadjusted Scores		Case Mix Adjusted Scores			England Score
	2021 n	2021 Score	2021 Score	Lower Expected Range	Upper Expected Range	
Q53. After treatment, the patient definitely could get enough emotional support at home from community or voluntary services	379	35%	35%	27%	37%	32%
Q54. The right amount of information and support was offered to the patient between final treatment and the follow up appointment	991	81%	81%	76%	81%	78%
Q55. Patient was given enough information about the possibility and signs of cancer coming back or spreading	1561	61%	63%	60%	65%	63%

YOUR OVERALL NHS CARE	Unadjusted Scores		Case Mix Adjusted Scores			England Score
	2021 n	2021 Score	2021 Score	Lower Expected Range	Upper Expected Range	
Q56. The whole care team worked well together	1814	92%	92%	89%	93%	91%
Q57. Administration of care was very good or good	1882	87%	88%	86%	91%	88%
Q58. Cancer research opportunities were discussed with patient	1180	51%	53%	36%	52%	44%
Q59. Patient's average rating of care scored from very poor to very good	1846	8.9	8.9	8.8	9.1	8.9

Tumour type tables

* Indicates where a score has been suppressed because there are less than 11 responses. n.a. Indicates that there were no respondents for that tumour group.

	Tumour Type													
	Brain / CNS	Breast	Colorectal / LGT	Gynaecological	Haematological	Head and Neck	Lung	Prostate	Sarcoma	Skin	Upper Gastro	Urological	Other	All Cancers
Q2. Patient only spoke to primary care professional once or twice before cancer diagnosis	*	91%	75%	67%	67%	73%	68%	81%	*	94%	72%	72%	77%	79%
Q3. Referral for diagnosis was explained in a way the patient could completely understand	*	82%	64%	64%	54%	62%	51%	77%	*	76%	61%	58%	75%	70%

	Tumour Type													
	Brain / CNS	Breast	Colorectal / LGT	Gynaecological	Haematological	Head and Neck	Lung	Prostate	Sarcoma	Skin	Upper Gastro	Urological	Other	All Cancers
Q5. Patient received all the information needed about the diagnostic test in advance	*	91%	93%	94%	95%	98%	93%	93%	*	98%	95%	92%	92%	93%
Q6. Diagnostic test staff appeared to completely have all the information they needed about the patient	*	89%	88%	77%	81%	89%	83%	88%	*	81%	87%	88%	81%	86%
Q7. Patient felt the length of time waiting for diagnostic test results was about right	*	81%	87%	74%	84%	89%	79%	87%	*	71%	80%	89%	83%	83%
Q8. Diagnostic test results were explained in a way the patient could completely understand	*	82%	82%	74%	73%	86%	74%	80%	*	86%	75%	83%	81%	80%
Q9. Enough privacy was always given to the patient when receiving diagnostic test results	*	96%	94%	91%	98%	98%	92%	97%	*	100%	98%	96%	94%	96%

	Tumour Type													
	Brain / CNS	Breast	Colorectal / LGT	Gynaecological	Haematological	Head and Neck	Lung	Prostate	Sarcoma	Skin	Upper Gastro	Urological	Other	All Cancers
Q12. Patient was told they could have a family member, carer or friend with them when told diagnosis	73%	72%	75%	71%	69%	73%	81%	67%	75%	55%	85%	63%	65%	71%
Q13. Patient was definitely told sensitively that they had cancer	45%	78%	73%	61%	69%	81%	67%	70%	80%	73%	80%	73%	68%	73%
Q14. Cancer diagnosis explained in a way the patient could completely understand	*	82%	82%	68%	67%	87%	74%	79%	*	78%	79%	82%	77%	78%
Q15. Patient was definitely told about their diagnosis in an appropriate place	73%	87%	81%	80%	83%	94%	84%	78%	69%	81%	85%	84%	75%	83%
Q16. Patient was told they could go back later for more information about their diagnosis	*	87%	84%	77%	78%	88%	81%	85%	*	79%	86%	78%	75%	83%

Tumour type tables

* Indicates where a score has been suppressed because there are less than 11 responses. n.a. Indicates that there were no respondents for that tumour group.

	Tumour Type													All Cancers
	Brain / CNS	Breast	Colorectal / LGT	Gynaecological	Haematological	Head and Neck	Lung	Prostate	Sarcoma	Skin	Upper Gastro	Urological	Other	
Q17. Patient had a main point of contact within the care team	92%	89%	91%	99%	93%	95%	89%	82%	93%	90%	92%	87%	86%	89%
Q18. Patient found it very or quite easy to contact their main contact person	82%	84%	84%	92%	82%	90%	81%	79%	86%	95%	86%	84%	79%	84%
Q19. Patient found advice from main contact person was very or quite helpful	100%	95%	95%	96%	98%	98%	95%	96%	92%	98%	95%	98%	94%	96%

	Tumour Type													All Cancers
	Brain / CNS	Breast	Colorectal / LGT	Gynaecological	Haematological	Head and Neck	Lung	Prostate	Sarcoma	Skin	Upper Gastro	Urological	Other	
Q20. Treatment options were explained in a way the patient could completely understand	45%	82%	89%	77%	74%	85%	76%	81%	50%	83%	87%	80%	85%	82%
Q21. Patient was definitely involved as much as they wanted to be in decisions about their treatment	75%	79%	85%	74%	75%	87%	80%	80%	81%	86%	88%	83%	82%	80%
Q22. Family and/or carers were definitely involved as much as the patient wanted them to be in decisions about treatment options	67%	74%	81%	73%	71%	80%	72%	80%	71%	87%	82%	78%	79%	76%
Q23. Patient could get further advice or a second opinion before making decisions about their treatment options	*	51%	54%	38%	45%	43%	55%	50%	*	56%	79%	58%	60%	52%

	Tumour Type													All Cancers
	Brain / CNS	Breast	Colorectal / LGT	Gynaecological	Haematological	Head and Neck	Lung	Prostate	Sarcoma	Skin	Upper Gastro	Urological	Other	
Q24. Patient was definitely able to have a discussion about their needs or concerns prior to treatment	42%	72%	74%	64%	68%	72%	77%	67%	50%	82%	81%	76%	68%	71%
Q25. A member of their care team helped the patient create a care plan to address any needs or concerns	*	92%	95%	87%	96%	97%	97%	87%	*	96%	100%	94%	96%	93%
Q26. Care team reviewed the patient's care plan with them to ensure it was up to date	*	97%	100%	97%	100%	97%	97%	99%	*	100%	100%	98%	96%	98%

	Tumour Type													All Cancers
	Brain / CNS	Breast	Colorectal / LGT	Gynaecological	Haematological	Head and Neck	Lung	Prostate	Sarcoma	Skin	Upper Gastro	Urological	Other	
Q27. Staff provided the patient with relevant information on available support	*	92%	89%	88%	89%	96%	91%	96%	*	94%	95%	91%	90%	92%
Q28. Patient definitely got the right level of support for their overall health and well being from hospital staff	55%	72%	76%	75%	76%	85%	82%	75%	75%	82%	85%	82%	71%	76%
Q29. Patient was offered information about how to get financial help or benefits	*	78%	55%	79%	65%	79%	71%	75%	*	83%	94%	54%	72%	73%

Tumour type tables

* Indicates where a score has been suppressed because there are less than 11 responses. n.a. Indicates that there were no respondents for that tumour group.

	Tumour Type													
	Brain / CNS	Breast	Colorectal / LGT	Gynaecological	Haematological	Head and Neck	Lung	Prostate	Sarcoma	Skin	Upper Gastro	Urological	Other	All Cancers
Q31. Patient had confidence and trust in all of the team looking after them during their stay in hospital	*	80%	88%	81%	84%	87%	86%	86%	*	92%	88%	93%	81%	85%
Q32. Patient's family, or someone close, was definitely able to talk to a member of the team looking after the patient in hospital	*	56%	67%	65%	63%	61%	61%	55%	*	*	66%	75%	62%	63%
Q33. Patient was always involved in decisions about their care and treatment whilst in hospital	*	71%	73%	68%	54%	67%	69%	67%	*	85%	67%	83%	70%	70%
Q34. Patient was always able to get help from ward staff when needed	*	75%	78%	80%	78%	73%	78%	84%	*	85%	70%	80%	71%	77%
Q35. Patient was always able to discuss worries and fears with hospital staff	*	62%	71%	68%	69%	69%	69%	67%	*	73%	69%	72%	60%	67%
Q36. Hospital staff always did everything they could to help the patient control pain	*	85%	90%	80%	81%	81%	84%	93%	*	*	88%	95%	86%	87%
Q37. Patient was always treated with respect and dignity while in hospital	*	88%	94%	84%	95%	91%	95%	93%	*	92%	94%	94%	90%	91%
Q38. Patient received easily understandable information about what they should or should not do after leaving hospital	*	89%	91%	82%	94%	100%	88%	89%	*	100%	90%	92%	89%	90%
Q39. Patient was always able to discuss worries and fears with hospital staff while being treated as an outpatient or day case	*	74%	85%	70%	78%	83%	84%	78%	*	83%	82%	76%	80%	78%

	Tumour Type													
	Brain / CNS	Breast	Colorectal / LGT	Gynaecological	Haematological	Head and Neck	Lung	Prostate	Sarcoma	Skin	Upper Gastro	Urological	Other	All Cancers
Q41_1. Beforehand patient completely had enough understandable information about surgery	*	92%	94%	89%	84%	95%	77%	83%	*	87%	87%	89%	87%	90%
Q41_2. Beforehand patient completely had enough understandable information about chemotherapy	*	81%	80%	88%	87%	86%	88%	96%	*	*	90%	85%	89%	85%
Q41_3. Beforehand patient completely had enough understandable information about radiotherapy	*	89%	87%	75%	92%	93%	85%	84%	*	*	88%	86%	88%	87%
Q41_4. Beforehand patient completely had enough understandable information about hormone therapy	n.a.	78%	*	*	*	*	n.a.	77%	n.a.	*	*	*	81%	78%
Q41_5. Beforehand patient completely had enough understandable information about immunotherapy	n.a.	71%	92%	*	88%	*	81%	*	*	100%	*	87%	85%	82%
Q42_1. Patient completely had enough understandable information about progress with surgery	*	87%	90%	83%	84%	93%	71%	81%	*	89%	87%	88%	83%	86%
Q42_2. Patient completely had enough understandable information about progress with chemotherapy	*	74%	76%	81%	81%	81%	78%	79%	*	*	80%	73%	86%	78%
Q42_3. Patient completely had enough understandable information about progress with radiotherapy	*	81%	74%	84%	84%	83%	75%	76%	*	*	61%	75%	87%	79%
Q42_4. Patient completely had enough understandable information about progress with hormone therapy	n.a.	70%	*	*	*	*	n.a.	68%	n.a.	*	*	*	88%	70%
Q42_5. Patient completely had enough understandable information about progress with immunotherapy	n.a.	70%	85%	*	81%	*	80%	*	*	86%	*	83%	84%	78%
Q43. Patient felt the length of waiting time at clinic and day unit for cancer treatment was about right	82%	81%	89%	70%	77%	89%	80%	88%	93%	86%	83%	80%	77%	82%

Tumour type tables

* Indicates where a score has been suppressed because there are less than 11 responses. n.a. Indicates that there were no respondents for that tumour group.

	Tumour Type													
	Brain / CNS	Breast	Colorectal / LGT	Gynaecological	Haematological	Head and Neck	Lung	Prostate	Sarcoma	Skin	Upper Gastro	Urological	Other	All Cancers
Q44. Possible side effects from treatment were definitely explained in a way the patient could understand	55%	74%	80%	74%	70%	77%	75%	75%	54%	82%	82%	74%	85%	76%
Q45. Patient was always offered practical advice on dealing with any immediate side effects from treatment	45%	71%	76%	68%	65%	82%	70%	65%	54%	77%	80%	78%	72%	71%
Q46. Patient was given information that they could access about support in dealing with immediate side effects from treatment	91%	90%	88%	89%	88%	84%	91%	89%	75%	89%	92%	82%	86%	89%
Q47. Patient felt possible long-term side effects were definitely explained in a way they could understand in advance of their treatment	42%	58%	66%	58%	51%	69%	56%	67%	23%	71%	60%	61%	52%	59%
Q48. Patient was definitely able to discuss options for managing the impact of any long-term side effects	45%	53%	63%	48%	52%	70%	48%	56%	36%	53%	58%	62%	54%	55%

	Tumour Type													
	Brain / CNS	Breast	Colorectal / LGT	Gynaecological	Haematological	Head and Neck	Lung	Prostate	Sarcoma	Skin	Upper Gastro	Urological	Other	All Cancers
Q49. Care team gave family, or someone close, all the information needed to help care for the patient at home	*	48%	62%	55%	57%	71%	58%	55%	*	72%	69%	49%	62%	56%
Q50. During treatment, the patient definitely got enough care and support at home from community or voluntary services	*	44%	58%	67%	51%	65%	51%	28%	*	60%	78%	44%	52%	51%

	Tumour Type													
	Brain / CNS	Breast	Colorectal / LGT	Gynaecological	Haematological	Head and Neck	Lung	Prostate	Sarcoma	Skin	Upper Gastro	Urological	Other	All Cancers
Q51. Patient definitely received the right amount of support from their GP practice during treatment	*	51%	47%	47%	46%	55%	48%	44%	*	44%	57%	54%	51%	49%
Q52. Patient has had a review of cancer care by GP practice	36%	23%	22%	25%	18%	29%	22%	22%	27%	29%	22%	15%	23%	22%

Tumour type tables

* Indicates where a score has been suppressed because there are less than 11 responses. n.a. Indicates that there were no respondents for that tumour group.

	Tumour Type													
	Brain / CNS	Breast	Colorectal / LGT	Gynaecological	Haematological	Head and Neck	Lung	Prostate	Sarcoma	Skin	Upper Gastro	Urological	Other	All Cancers
Q53. After treatment, the patient definitely could get enough emotional support at home from community or voluntary services	*	29%	34%	38%	31%	36%	47%	38%	*	*	60%	32%	29%	35%
Q54. The right amount of information and support was offered to the patient between final treatment and the follow up appointment	*	76%	83%	77%	84%	91%	82%	75%	*	91%	90%	85%	86%	81%
Q55. Patient was given enough information about the possibility and signs of cancer coming back or spreading	*	53%	61%	56%	69%	62%	52%	59%	*	89%	63%	72%	76%	61%

	Tumour Type													
	Brain / CNS	Breast	Colorectal / LGT	Gynaecological	Haematological	Head and Neck	Lung	Prostate	Sarcoma	Skin	Upper Gastro	Urological	Other	All Cancers
Q56. The whole care team worked well together	91%	93%	93%	89%	96%	97%	93%	91%	88%	88%	97%	92%	86%	92%
Q57. Administration of care was very good or good	73%	88%	89%	87%	89%	89%	86%	87%	88%	88%	84%	85%	84%	87%
Q58. Cancer research opportunities were discussed with patient	18%	41%	59%	58%	63%	40%	39%	47%	73%	53%	71%	53%	60%	51%
Q59. Patient's average rating of care scored from very poor to very good	8.3	9.0	9.1	8.7	9.1	9.3	8.7	8.8	8.4	9.0	9.0	9.1	8.8	8.9

Age group tables

* Indicates where a score has been suppressed because there are less than 11 responses. n.a. Indicates that there were no respondents for that age group.

SUPPORT FROM YOUR GP PRACTICE	Age								
	16 - 24	25 - 34	35 - 44	45 - 54	55 - 64	65 - 74	75 - 84	85+	All
Q2. Patient only spoke to primary care professional once or twice before cancer diagnosis	*	*	67%	79%	81%	79%	82%	80%	79%
Q3. Referral for diagnosis was explained in a way the patient could completely understand	*	*	77%	69%	77%	65%	70%	66%	70%

DIAGNOSTIC TESTS	Age								
	16 - 24	25 - 34	35 - 44	45 - 54	55 - 64	65 - 74	75 - 84	85+	All
Q5. Patient received all the information needed about the diagnostic test in advance	*	*	81%	91%	92%	95%	93%	97%	93%
Q6. Diagnostic test staff appeared to completely have all the information they needed about the patient	*	*	80%	86%	87%	85%	89%	82%	86%
Q7. Patient felt the length of time waiting for diagnostic test results was about right	*	*	62%	74%	80%	85%	87%	94%	83%
Q8. Diagnostic test results were explained in a way the patient could completely understand	*	*	67%	78%	81%	80%	83%	75%	80%
Q9. Enough privacy was always given to the patient when receiving diagnostic test results	*	*	93%	93%	94%	96%	98%	98%	96%

FINDING OUT THAT YOU HAD CANCER	Age								
	16 - 24	25 - 34	35 - 44	45 - 54	55 - 64	65 - 74	75 - 84	85+	All
Q12. Patient was told they could have a family member, carer or friend with them when told diagnosis	*	*	64%	63%	68%	73%	75%	72%	71%
Q13. Patient was definitely told sensitively that they had cancer	*	*	66%	68%	69%	72%	79%	82%	73%
Q14. Cancer diagnosis explained in a way the patient could completely understand	*	*	68%	74%	77%	81%	80%	82%	78%
Q15. Patient was definitely told about their diagnosis in an appropriate place	*	*	71%	79%	79%	84%	87%	91%	83%
Q16. Patient was told they could go back later for more information about their diagnosis	*	*	78%	87%	84%	84%	81%	72%	83%

SUPPORT FROM A MAIN CONTACT PERSON	Age								
	16 - 24	25 - 34	35 - 44	45 - 54	55 - 64	65 - 74	75 - 84	85+	All
Q17. Patient had a main point of contact within the care team	*	*	83%	89%	91%	90%	89%	88%	89%
Q18. Patient found it very or quite easy to contact their main contact person	*	*	80%	89%	83%	83%	85%	84%	84%
Q19. Patient found advice from main contact person was very or quite helpful	*	*	96%	93%	96%	95%	98%	96%	96%

DECIDING ON THE BEST TREATMENT	Age								
	16 - 24	25 - 34	35 - 44	45 - 54	55 - 64	65 - 74	75 - 84	85+	All
Q20. Treatment options were explained in a way the patient could completely understand	*	*	70%	80%	82%	82%	82%	84%	82%
Q21. Patient was definitely involved as much as they wanted to be in decisions about their treatment	*	*	62%	78%	79%	83%	82%	80%	80%
Q22. Family and/or carers were definitely involved as much as the patient wanted them to be in decisions about treatment options	*	*	56%	73%	71%	79%	81%	87%	76%
Q23. Patient could get further advice or a second opinion before making decisions about their treatment options	*	*	35%	47%	53%	53%	54%	47%	52%

Age group tables

* Indicates where a score has been suppressed because there are less than 11 responses. n.a. Indicates that there were no respondents for that age group.

CARE PLANNING	Age								
	16 - 24	25 - 34	35 - 44	45 - 54	55 - 64	65 - 74	75 - 84	85+	All
Q24. Patient was definitely able to have a discussion about their needs or concerns prior to treatment	*	*	56%	70%	71%	74%	73%	69%	71%
Q25. A member of their care team helped the patient create a care plan to address any needs or concerns	*	*	86%	96%	91%	94%	95%	98%	93%
Q26. Care team reviewed the patient's care plan with them to ensure it was up to date	*	*	94%	94%	99%	98%	100%	100%	98%

SUPPORT FROM HOSPITAL STAFF	Age								
	16 - 24	25 - 34	35 - 44	45 - 54	55 - 64	65 - 74	75 - 84	85+	All
Q27. Staff provided the patient with relevant information on available support	*	*	79%	90%	92%	93%	93%	96%	92%
Q28. Patient definitely got the right level of support for their overall health and well being from hospital staff	*	*	56%	72%	72%	78%	81%	80%	76%
Q29. Patient was offered information about how to get financial help or benefits	*	*	76%	74%	73%	74%	69%	56%	73%

HOSPITAL CARE	Age								
	16 - 24	25 - 34	35 - 44	45 - 54	55 - 64	65 - 74	75 - 84	85+	All
Q31. Patient had confidence and trust in all of the team looking after them during their stay in hospital	*	*	81%	89%	84%	81%	89%	98%	85%
Q32. Patient's family, or someone close, was definitely able to talk to a member of the team looking after the patient in hospital	*	*	46%	62%	61%	65%	64%	71%	63%
Q33. Patient was always involved in decisions about their care and treatment whilst in hospital	*	*	50%	73%	69%	70%	73%	67%	70%
Q34. Patient was always able to get help from ward staff when needed	*	*	70%	76%	78%	77%	81%	76%	77%
Q35. Patient was always able to discuss worries and fears with hospital staff	*	*	53%	70%	69%	68%	68%	60%	67%
Q36. Hospital staff always did everything they could to help the patient control pain	*	*	71%	82%	88%	88%	89%	95%	87%
Q37. Patient was always treated with respect and dignity while in hospital	*	*	86%	91%	90%	92%	94%	91%	91%
Q38. Patient received easily understandable information about what they should or should not do after leaving hospital	*	*	92%	88%	89%	94%	89%	91%	90%
Q39. Patient was always able to discuss worries and fears with hospital staff while being treated as an outpatient or day case	*	*	62%	76%	74%	79%	83%	78%	78%

Age group tables

* Indicates where a score has been suppressed because there are less than 11 responses. n.a. Indicates that there were no respondents for that age group.

YOUR TREATMENT	Age								
	16 - 24	25 - 34	35 - 44	45 - 54	55 - 64	65 - 74	75 - 84	85+	All
Q41_1. Beforehand patient completely had enough understandable information about surgery	*	*	82%	87%	89%	92%	91%	92%	90%
Q41_2. Beforehand patient completely had enough understandable information about chemotherapy	*	*	86%	83%	86%	87%	80%	87%	85%
Q41_3. Beforehand patient completely had enough understandable information about radiotherapy	*	*	88%	82%	89%	89%	86%	78%	87%
Q41_4. Beforehand patient completely had enough understandable information about hormone therapy	n.a.	*	61%	64%	76%	86%	77%	*	78%
Q41_5. Beforehand patient completely had enough understandable information about immunotherapy	*	*	*	84%	83%	80%	84%	*	82%
Q42_1. Patient completely had enough understandable information about progress with surgery	*	*	64%	86%	86%	88%	88%	87%	86%
Q42_2. Patient completely had enough understandable information about progress with chemotherapy	*	*	74%	79%	76%	82%	73%	80%	78%
Q42_3. Patient completely had enough understandable information about progress with radiotherapy	*	*	67%	77%	79%	82%	81%	63%	79%
Q42_4. Patient completely had enough understandable information about progress with hormone therapy	n.a.	*	45%	57%	73%	76%	68%	*	70%
Q42_5. Patient completely had enough understandable information about progress with immunotherapy	*	*	*	80%	75%	81%	82%	*	78%
Q43. Patient felt the length of waiting time at clinic and day unit for cancer treatment was about right	*	*	77%	81%	81%	84%	82%	83%	82%

IMMEDIATE AND LONG TERM SIDE EFFECTS	Age								
	16 - 24	25 - 34	35 - 44	45 - 54	55 - 64	65 - 74	75 - 84	85+	All
Q44. Possible side effects from treatment were definitely explained in a way the patient could understand	*	*	69%	75%	77%	77%	75%	73%	76%
Q45. Patient was always offered practical advice on dealing with any immediate side effects from treatment	*	*	65%	74%	70%	72%	71%	67%	71%
Q46. Patient was given information that they could access about support in dealing with immediate side effects from treatment	*	*	77%	86%	88%	92%	88%	87%	89%
Q47. Patient felt possible long-term side effects were definitely explained in a way they could understand in advance of their treatment	*	*	45%	59%	61%	61%	59%	58%	59%
Q48. Patient was definitely able to discuss options for managing the impact of any long-term side effects	*	*	42%	55%	55%	57%	56%	52%	55%

SUPPORT WHILE AT HOME	Age								
	16 - 24	25 - 34	35 - 44	45 - 54	55 - 64	65 - 74	75 - 84	85+	All
Q49. Care team gave family, or someone close, all the information needed to help care for the patient at home	*	*	35%	48%	58%	57%	60%	69%	56%
Q50. During treatment, the patient definitely got enough care and support at home from community or voluntary services	*	*	53%	57%	50%	50%	53%	51%	51%

CARE FROM YOUR GP PRACTICE	Age								
	16 - 24	25 - 34	35 - 44	45 - 54	55 - 64	65 - 74	75 - 84	85+	All
Q51. Patient definitely received the right amount of support from their GP practice during treatment	*	*	53%	48%	51%	48%	47%	47%	49%
Q52. Patient has had a review of cancer care by GP practice	*	*	17%	20%	25%	22%	21%	24%	22%

Age group tables

* Indicates where a score has been suppressed because there are less than 11 responses. n.a. Indicates that there were no respondents for that age group.

	Age								All
	16 - 24	25 - 34	35 - 44	45 - 54	55 - 64	65 - 74	75 - 84	85+	
LIVING WITH AND BEYOND CANCER									
Q53. After treatment, the patient definitely could get enough emotional support at home from community or voluntary services	*	*	40%	33%	34%	33%	41%	41%	35%
Q54. The right amount of information and support was offered to the patient between final treatment and the follow up appointment	*	*	71%	79%	80%	81%	84%	82%	81%
Q55. Patient was given enough information about the possibility and signs of cancer coming back or spreading	*	*	41%	54%	59%	65%	65%	64%	61%

	Age								All
	16 - 24	25 - 34	35 - 44	45 - 54	55 - 64	65 - 74	75 - 84	85+	
YOUR OVERALL NHS CARE									
Q56. The whole care team worked well together	*	*	87%	92%	93%	91%	94%	95%	92%
Q57. Administration of care was very good or good	*	*	82%	88%	87%	87%	89%	91%	87%
Q58. Cancer research opportunities were discussed with patient	*	*	40%	47%	53%	50%	56%	38%	51%
Q59. Patient's average rating of care scored from very poor to very good	*	*	8.5	8.9	8.9	9.0	9.1	8.8	8.9

Gender tables

* Indicates where a score has been suppressed because there are less than 11 responses. n.a. Indicates that there were no respondents for that gender group.

	Gender						All
	Female	Male	Non-binary	Prefer to self-describe	Prefer not to say	Not given	
SUPPORT FROM YOUR GP PRACTICE							
Q2. Patient only spoke to primary care professional once or twice before cancer diagnosis	79%	79%	*	n.a.	n.a.	*	79%
Q3. Referral for diagnosis was explained in a way the patient could completely understand	73%	67%	*	n.a.	n.a.	*	70%

	Gender						All
	Female	Male	Non-binary	Prefer to self-describe	Prefer not to say	Not given	
DIAGNOSTIC TESTS							
Q5. Patient received all the information needed about the diagnostic test in advance	92%	94%	*	n.a.	*	89%	93%
Q6. Diagnostic test staff appeared to completely have all the information they needed about the patient	86%	86%	*	n.a.	*	88%	86%
Q7. Patient felt the length of time waiting for diagnostic test results was about right	81%	85%	*	n.a.	*	86%	83%
Q8. Diagnostic test results were explained in a way the patient could completely understand	80%	79%	*	n.a.	*	83%	80%
Q9. Enough privacy was always given to the patient when receiving diagnostic test results	95%	97%	*	n.a.	*	95%	96%

	Gender						All
	Female	Male	Non-binary	Prefer to self-describe	Prefer not to say	Not given	
FINDING OUT THAT YOU HAD CANCER							
Q12. Patient was told they could have a family member, carer or friend with them when told diagnosis	70%	72%	*	n.a.	*	75%	71%
Q13. Patient was definitely told sensitively that they had cancer	74%	72%	*	n.a.	*	72%	73%
Q14. Cancer diagnosis explained in a way the patient could completely understand	78%	79%	*	n.a.	*	71%	78%
Q15. Patient was definitely told about their diagnosis in an appropriate place	83%	83%	*	n.a.	*	83%	83%
Q16. Patient was told they could go back later for more information about their diagnosis	82%	84%	*	n.a.	*	73%	83%

	Gender						All
	Female	Male	Non-binary	Prefer to self-describe	Prefer not to say	Not given	
SUPPORT FROM A MAIN CONTACT PERSON							
Q17. Patient had a main point of contact within the care team	90%	89%	*	n.a.	*	86%	89%
Q18. Patient found it very or quite easy to contact their main contact person	85%	82%	*	n.a.	*	84%	84%
Q19. Patient found advice from main contact person was very or quite helpful	95%	97%	*	n.a.	*	94%	96%

Gender tables

* Indicates where a score has been suppressed because there are less than 11 responses. n.a. Indicates that there were no respondents for that gender group.

	Gender						
	Female	Male	Non-binary	Prefer to self-describe	Prefer not to say	Not given	All
DECIDING ON THE BEST TREATMENT							
Q20. Treatment options were explained in a way the patient could completely understand	81%	82%	*	n.a.	*	83%	82%
Q21. Patient was definitely involved as much as they wanted to be in decisions about their treatment	80%	82%	*	n.a.	*	70%	80%
Q22. Family and/or carers were definitely involved as much as the patient wanted them to be in decisions about treatment options	74%	78%	*	n.a.	*	82%	76%
Q23. Patient could get further advice or a second opinion before making decisions about their treatment options	49%	53%	*	n.a.	*	65%	52%

	Gender						
	Female	Male	Non-binary	Prefer to self-describe	Prefer not to say	Not given	All
CARE PLANNING							
Q24. Patient was definitely able to have a discussion about their needs or concerns prior to treatment	70%	72%	*	n.a.	*	75%	71%
Q25. A member of their care team helped the patient create a care plan to address any needs or concerns	92%	94%	*	n.a.	*	95%	93%
Q26. Care team reviewed the patient's care plan with them to ensure it was up to date	97%	99%	*	n.a.	*	97%	98%

	Gender						
	Female	Male	Non-binary	Prefer to self-describe	Prefer not to say	Not given	All
SUPPORT FROM HOSPITAL STAFF							
Q27. Staff provided the patient with relevant information on available support	90%	94%	*	n.a.	*	94%	92%
Q28. Patient definitely got the right level of support for their overall health and well being from hospital staff	74%	79%	*	n.a.	*	75%	76%
Q29. Patient was offered information about how to get financial help or benefits	73%	72%	*	n.a.	*	71%	73%

Gender tables

* Indicates where a score has been suppressed because there are less than 11 responses. n.a. Indicates that there were no respondents for that gender group.

	Gender						All
	Female	Male	Non-binary	Prefer to self-describe	Prefer not to say	Not given	
Q31. Patient had confidence and trust in all of the team looking after them during their stay in hospital	81%	89%	*	n.a.	n.a.	*	85%
Q32. Patient's family, or someone close, was definitely able to talk to a member of the team looking after the patient in hospital	60%	66%	*	n.a.	n.a.	*	63%
Q33. Patient was always involved in decisions about their care and treatment whilst in hospital	73%	67%	*	n.a.	n.a.	*	70%
Q34. Patient was always able to get help from ward staff when needed	74%	81%	*	n.a.	n.a.	*	77%
Q35. Patient was always able to discuss worries and fears with hospital staff	65%	70%	*	n.a.	n.a.	*	67%
Q36. Hospital staff always did everything they could to help the patient control pain	83%	91%	*	n.a.	n.a.	*	87%
Q37. Patient was always treated with respect and dignity while in hospital	89%	95%	*	n.a.	n.a.	*	91%
Q38. Patient received easily understandable information about what they should or should not do after leaving hospital	91%	90%	*	n.a.	n.a.	*	90%
Q39. Patient was always able to discuss worries and fears with hospital staff while being treated as an outpatient or day case	76%	80%	*	n.a.	*	73%	78%

	Gender						All
	Female	Male	Non-binary	Prefer to self-describe	Prefer not to say	Not given	
Q41_1. Beforehand patient completely had enough understandable information about surgery	92%	87%	*	n.a.	*	86%	90%
Q41_2. Beforehand patient completely had enough understandable information about chemotherapy	83%	86%	*	n.a.	n.a.	*	85%
Q41_3. Beforehand patient completely had enough understandable information about radiotherapy	87%	85%	n.a.	n.a.	*	*	87%
Q41_4. Beforehand patient completely had enough understandable information about hormone therapy	79%	76%	n.a.	n.a.	*	*	78%
Q41_5. Beforehand patient completely had enough understandable information about immunotherapy	79%	90%	n.a.	n.a.	*	*	82%
Q42_1. Patient completely had enough understandable information about progress with surgery	87%	85%	*	n.a.	*	86%	86%
Q42_2. Patient completely had enough understandable information about progress with chemotherapy	78%	76%	*	n.a.	n.a.	*	78%
Q42_3. Patient completely had enough understandable information about progress with radiotherapy	82%	74%	n.a.	n.a.	*	*	79%
Q42_4. Patient completely had enough understandable information about progress with hormone therapy	71%	67%	n.a.	n.a.	*	*	70%
Q42_5. Patient completely had enough understandable information about progress with immunotherapy	73%	88%	n.a.	n.a.	*	*	78%
Q43. Patient felt the length of waiting time at clinic and day unit for cancer treatment was about right	79%	85%	*	n.a.	*	88%	82%

Gender tables

* Indicates where a score has been suppressed because there are less than 11 responses. n.a. Indicates that there were no respondents for that gender group.

	Gender						
	Female	Male	Non-binary	Prefer to self-describe	Prefer not to say	Not given	All
IMMEDIATE AND LONG TERM SIDE EFFECTS							
Q44. Possible side effects from treatment were definitely explained in a way the patient could understand	74%	78%	*	n.a.	*	73%	76%
Q45. Patient was always offered practical advice on dealing with any immediate side effects from treatment	71%	71%	*	n.a.	*	70%	71%
Q46. Patient was given information that they could access about support in dealing with immediate side effects from treatment	88%	89%	*	n.a.	*	88%	89%
Q47. Patient felt possible long-term side effects were definitely explained in a way they could understand in advance of their treatment	57%	62%	*	n.a.	*	59%	59%
Q48. Patient was definitely able to discuss options for managing the impact of any long-term side effects	52%	58%	*	n.a.	*	63%	55%

	Gender						
	Female	Male	Non-binary	Prefer to self-describe	Prefer not to say	Not given	All
SUPPORT WHILE AT HOME							
Q49. Care team gave family, or someone close, all the information needed to help care for the patient at home	50%	63%	*	n.a.	*	57%	56%
Q50. During treatment, the patient definitely got enough care and support at home from community or voluntary services	50%	52%	*	n.a.	*	59%	51%

	Gender						
	Female	Male	Non-binary	Prefer to self-describe	Prefer not to say	Not given	All
CARE FROM YOUR GP PRACTICE							
Q51. Patient definitely received the right amount of support from their GP practice during treatment	49%	50%	*	n.a.	*	*	49%
Q52. Patient has had a review of cancer care by GP practice	23%	21%	*	n.a.	*	22%	22%

	Gender						
	Female	Male	Non-binary	Prefer to self-describe	Prefer not to say	Not given	All
LIVING WITH AND BEYOND CANCER							
Q53. After treatment, the patient definitely could get enough emotional support at home from community or voluntary services	31%	41%	*	n.a.	*	*	35%
Q54. The right amount of information and support was offered to the patient between final treatment and the follow up appointment	79%	82%	*	n.a.	*	*	81%
Q55. Patient was given enough information about the possibility and signs of cancer coming back or spreading	58%	65%	*	n.a.	*	65%	61%

Gender tables

* Indicates where a score has been suppressed because there are less than 11 responses. n.a. Indicates that there were no respondents for that gender group.

YOUR OVERALL NHS CARE	Gender						All
	Female	Male	Non-binary	Prefer to self-describe	Prefer not to say	Not given	
Q56. The whole care team worked well together	92%	93%	*	n.a.	*	92%	92%
Q57. Administration of care was very good or good	88%	87%	*	n.a.	*	89%	87%
Q58. Cancer research opportunities were discussed with patient	49%	55%	*	n.a.	*	38%	51%
Q59. Patient's average rating of care scored from very poor to very good	8.9	9.0	*	n.a.	*	8.8	8.9

Ethnicity tables

* Indicates where a score has been suppressed because there are less than 11 responses. n.a. Indicates that there were no respondents for that ethnicity group.

	Ethnic group						
	White	Mixed	Asian	Black	Other	Not given	All
SUPPORT FROM YOUR GP PRACTICE							
Q2. Patient only spoke to primary care professional once or twice before cancer diagnosis	80%	*	67%	*	*	72%	79%
Q3. Referral for diagnosis was explained in a way the patient could completely understand	71%	*	59%	36%	*	55%	70%

	Ethnic group						
	White	Mixed	Asian	Black	Other	Not given	All
DIAGNOSTIC TESTS							
Q5. Patient received all the information needed about the diagnostic test in advance	93%	*	100%	88%	*	91%	93%
Q6. Diagnostic test staff appeared to completely have all the information they needed about the patient	86%	*	84%	83%	*	80%	86%
Q7. Patient felt the length of time waiting for diagnostic test results was about right	83%	*	78%	81%	*	81%	83%
Q8. Diagnostic test results were explained in a way the patient could completely understand	80%	*	78%	72%	*	78%	80%
Q9. Enough privacy was always given to the patient when receiving diagnostic test results	96%	*	95%	94%	*	96%	96%

	Ethnic group						
	White	Mixed	Asian	Black	Other	Not given	All
FINDING OUT THAT YOU HAD CANCER							
Q12. Patient was told they could have a family member, carer or friend with them when told diagnosis	70%	*	83%	90%	*	73%	71%
Q13. Patient was definitely told sensitively that they had cancer	73%	*	79%	81%	*	72%	73%
Q14. Cancer diagnosis explained in a way the patient could completely understand	79%	*	71%	71%	*	74%	78%
Q15. Patient was definitely told about their diagnosis in an appropriate place	83%	*	84%	95%	*	79%	83%
Q16. Patient was told they could go back later for more information about their diagnosis	83%	*	85%	89%	*	76%	83%

	Ethnic group						
	White	Mixed	Asian	Black	Other	Not given	All
SUPPORT FROM A MAIN CONTACT PERSON							
Q17. Patient had a main point of contact within the care team	90%	*	88%	100%	*	86%	89%
Q18. Patient found it very or quite easy to contact their main contact person	84%	*	74%	84%	*	85%	84%
Q19. Patient found advice from main contact person was very or quite helpful	96%	*	94%	100%	*	97%	96%

	Ethnic group						
	White	Mixed	Asian	Black	Other	Not given	All
DECIDING ON THE BEST TREATMENT							
Q20. Treatment options were explained in a way the patient could completely understand	82%	*	72%	86%	*	80%	82%
Q21. Patient was definitely involved as much as they wanted to be in decisions about their treatment	81%	*	72%	85%	*	74%	80%
Q22. Family and/or carers were definitely involved as much as the patient wanted them to be in decisions about treatment options	76%	*	70%	74%	*	81%	76%
Q23. Patient could get further advice or a second opinion before making decisions about their treatment options	50%	*	64%	73%	*	58%	52%

Ethnicity tables

* Indicates where a score has been suppressed because there are less than 11 responses. n.a. Indicates that there were no respondents for that ethnicity group.

CARE PLANNING	Ethnic group						
	White	Mixed	Asian	Black	Other	Not given	All
Q24. Patient was definitely able to have a discussion about their needs or concerns prior to treatment	71%	*	69%	79%	*	72%	71%
Q25. A member of their care team helped the patient create a care plan to address any needs or concerns	94%	*	90%	100%	*	88%	93%
Q26. Care team reviewed the patient's care plan with them to ensure it was up to date	98%	*	96%	100%	*	100%	98%

SUPPORT FROM HOSPITAL STAFF	Ethnic group						
	White	Mixed	Asian	Black	Other	Not given	All
Q27. Staff provided the patient with relevant information on available support	92%	*	93%	95%	*	94%	92%
Q28. Patient definitely got the right level of support for their overall health and well being from hospital staff	76%	*	81%	86%	*	75%	76%
Q29. Patient was offered information about how to get financial help or benefits	72%	*	77%	77%	*	78%	73%

HOSPITAL CARE	Ethnic group						
	White	Mixed	Asian	Black	Other	Not given	All
Q31. Patient had confidence and trust in all of the team looking after them during their stay in hospital	85%	*	77%	*	n.a.	86%	85%
Q32. Patient's family, or someone close, was definitely able to talk to a member of the team looking after the patient in hospital	63%	*	65%	*	n.a.	61%	63%
Q33. Patient was always involved in decisions about their care and treatment whilst in hospital	70%	*	67%	*	n.a.	63%	70%
Q34. Patient was always able to get help from ward staff when needed	78%	*	75%	*	n.a.	73%	77%
Q35. Patient was always able to discuss worries and fears with hospital staff	67%	*	67%	*	n.a.	66%	67%
Q36. Hospital staff always did everything they could to help the patient control pain	87%	*	87%	*	n.a.	88%	87%
Q37. Patient was always treated with respect and dignity while in hospital	92%	*	75%	*	n.a.	83%	91%
Q38. Patient received easily understandable information about what they should or should not do after leaving hospital	92%	*	75%	*	n.a.	84%	90%
Q39. Patient was always able to discuss worries and fears with hospital staff while being treated as an outpatient or day case	78%	*	73%	89%	*	71%	78%

Ethnicity tables

* Indicates where a score has been suppressed because there are less than 11 responses. n.a. Indicates that there were no respondents for that ethnicity group.

YOUR TREATMENT	Ethnic group						All
	White	Mixed	Asian	Black	Other	Not given	
Q41_1. Beforehand patient completely had enough understandable information about surgery	90%	*	92%	91%	*	84%	90%
Q41_2. Beforehand patient completely had enough understandable information about chemotherapy	84%	*	84%	*	*	93%	85%
Q41_3. Beforehand patient completely had enough understandable information about radiotherapy	87%	*	85%	*	*	86%	87%
Q41_4. Beforehand patient completely had enough understandable information about hormone therapy	78%	*	*	*	n.a.	78%	78%
Q41_5. Beforehand patient completely had enough understandable information about immunotherapy	83%	*	*	n.a.	*	*	82%
Q42_1. Patient completely had enough understandable information about progress with surgery	87%	*	70%	91%	*	77%	86%
Q42_2. Patient completely had enough understandable information about progress with chemotherapy	77%	*	76%	*	*	88%	78%
Q42_3. Patient completely had enough understandable information about progress with radiotherapy	79%	*	70%	*	*	80%	79%
Q42_4. Patient completely had enough understandable information about progress with hormone therapy	69%	*	*	*	n.a.	77%	70%
Q42_5. Patient completely had enough understandable information about progress with immunotherapy	79%	*	*	n.a.	*	*	78%
Q43. Patient felt the length of waiting time at clinic and day unit for cancer treatment was about right	82%	*	79%	80%	*	87%	82%

IMMEDIATE AND LONG TERM SIDE EFFECTS	Ethnic group						All
	White	Mixed	Asian	Black	Other	Not given	
Q44. Possible side effects from treatment were definitely explained in a way the patient could understand	76%	*	73%	71%	*	71%	76%
Q45. Patient was always offered practical advice on dealing with any immediate side effects from treatment	71%	*	66%	76%	*	70%	71%
Q46. Patient was given information that they could access about support in dealing with immediate side effects from treatment	89%	*	85%	81%	*	88%	89%
Q47. Patient felt possible long-term side effects were definitely explained in a way they could understand in advance of their treatment	60%	*	69%	50%	*	56%	59%
Q48. Patient was definitely able to discuss options for managing the impact of any long-term side effects	55%	*	60%	47%	*	66%	55%

SUPPORT WHILE AT HOME	Ethnic group						All
	White	Mixed	Asian	Black	Other	Not given	
Q49. Care team gave family, or someone close, all the information needed to help care for the patient at home	56%	*	58%	43%	*	59%	56%
Q50. During treatment, the patient definitely got enough care and support at home from community or voluntary services	51%	*	50%	*	*	60%	51%

CARE FROM YOUR GP PRACTICE	Ethnic group						All
	White	Mixed	Asian	Black	Other	Not given	
Q51. Patient definitely received the right amount of support from their GP practice during treatment	49%	*	58%	38%	*	43%	49%
Q52. Patient has had a review of cancer care by GP practice	22%	*	45%	21%	*	22%	22%

Ethnicity tables

* Indicates where a score has been suppressed because there are less than 11 responses. n.a. Indicates that there were no respondents for that ethnicity group.

LIVING WITH AND BEYOND CANCER	Ethnic group						
	White	Mixed	Asian	Black	Other	Not given	All
Q53. After treatment, the patient definitely could get enough emotional support at home from community or voluntary services	36%	*	*	27%	*	40%	35%
Q54. The right amount of information and support was offered to the patient between final treatment and the follow up appointment	81%	*	75%	82%	*	79%	81%
Q55. Patient was given enough information about the possibility and signs of cancer coming back or spreading	62%	*	53%	56%	*	68%	61%

YOUR OVERALL NHS CARE	Ethnic group						
	White	Mixed	Asian	Black	Other	Not given	All
Q56. The whole care team worked well together	92%	*	88%	95%	*	91%	92%
Q57. Administration of care was very good or good	87%	*	90%	95%	*	87%	87%
Q58. Cancer research opportunities were discussed with patient	51%	*	67%	64%	*	45%	51%
Q59. Patient's average rating of care scored from very poor to very good	9.0	*	8.7	9.0	*	8.8	8.9

IMD quintile tables

* Indicates where a score has been suppressed because there are less than 11 responses. n.a. Indicates that there were no respondents for that quintile group.

	IMD Quintile						
	1 (most deprived)	2	3	4	5 (least deprived)	Non-England	All
SUPPORT FROM YOUR GP PRACTICE							
Q2. Patient only spoke to primary care professional once or twice before cancer diagnosis	75%	76%	74%	78%	81%	n.a.	79%
Q3. Referral for diagnosis was explained in a way the patient could completely understand	50%	69%	65%	71%	70%	n.a.	70%

	IMD Quintile						
	1 (most deprived)	2	3	4	5 (least deprived)	Non-England	All
DIAGNOSTIC TESTS							
Q5. Patient received all the information needed about the diagnostic test in advance	78%	90%	96%	93%	93%	n.a.	93%
Q6. Diagnostic test staff appeared to completely have all the information they needed about the patient	70%	90%	86%	88%	85%	n.a.	86%
Q7. Patient felt the length of time waiting for diagnostic test results was about right	81%	90%	89%	82%	81%	n.a.	83%
Q8. Diagnostic test results were explained in a way the patient could completely understand	67%	82%	83%	80%	79%	n.a.	80%
Q9. Enough privacy was always given to the patient when receiving diagnostic test results	85%	97%	97%	96%	95%	n.a.	96%

	IMD Quintile						
	1 (most deprived)	2	3	4	5 (least deprived)	Non-England	All
FINDING OUT THAT YOU HAD CANCER							
Q12. Patient was told they could have a family member, carer or friend with them when told diagnosis	73%	69%	69%	69%	72%	n.a.	71%
Q13. Patient was definitely told sensitively that they had cancer	72%	73%	76%	73%	72%	n.a.	73%
Q14. Cancer diagnosis explained in a way the patient could completely understand	72%	82%	79%	80%	77%	n.a.	78%
Q15. Patient was definitely told about their diagnosis in an appropriate place	84%	83%	86%	84%	81%	n.a.	83%
Q16. Patient was told they could go back later for more information about their diagnosis	77%	84%	85%	85%	81%	n.a.	83%

	IMD Quintile						
	1 (most deprived)	2	3	4	5 (least deprived)	Non-England	All
SUPPORT FROM A MAIN CONTACT PERSON							
Q17. Patient had a main point of contact within the care team	86%	94%	93%	91%	88%	n.a.	89%
Q18. Patient found it very or quite easy to contact their main contact person	86%	80%	86%	85%	83%	n.a.	84%
Q19. Patient found advice from main contact person was very or quite helpful	96%	96%	95%	96%	96%	n.a.	96%

IMD quintile tables

* Indicates where a score has been suppressed because there are less than 11 responses. n.a. Indicates that there were no respondents for that quintile group.

	IMD Quintile						
	1 (most deprived)	2	3	4	5 (least deprived)	Non-England	All
DECIDING ON THE BEST TREATMENT							
Q20. Treatment options were explained in a way the patient could completely understand	77%	90%	82%	80%	81%	n.a.	82%
Q21. Patient was definitely involved as much as they wanted to be in decisions about their treatment	73%	85%	84%	84%	78%	n.a.	80%
Q22. Family and/or carers were definitely involved as much as the patient wanted them to be in decisions about treatment options	60%	73%	81%	74%	77%	n.a.	76%
Q23. Patient could get further advice or a second opinion before making decisions about their treatment options	48%	53%	68%	52%	49%	n.a.	52%

	IMD Quintile						
	1 (most deprived)	2	3	4	5 (least deprived)	Non-England	All
CARE PLANNING							
Q24. Patient was definitely able to have a discussion about their needs or concerns prior to treatment	78%	67%	79%	72%	69%	n.a.	71%
Q25. A member of their care team helped the patient create a care plan to address any needs or concerns	84%	92%	90%	94%	94%	n.a.	93%
Q26. Care team reviewed the patient's care plan with them to ensure it was up to date	100%	100%	99%	98%	97%	n.a.	98%

	IMD Quintile						
	1 (most deprived)	2	3	4	5 (least deprived)	Non-England	All
SUPPORT FROM HOSPITAL STAFF							
Q27. Staff provided the patient with relevant information on available support	79%	91%	95%	92%	92%	n.a.	92%
Q28. Patient definitely got the right level of support for their overall health and well being from hospital staff	72%	73%	86%	76%	74%	n.a.	76%
Q29. Patient was offered information about how to get financial help or benefits	59%	68%	84%	71%	72%	n.a.	73%

	IMD Quintile						
	1 (most deprived)	2	3	4	5 (least deprived)	Non-England	All
HOSPITAL CARE							
Q31. Patient had confidence and trust in all of the team looking after them during their stay in hospital	*	*	82%	88%	84%	n.a.	85%
Q32. Patient's family, or someone close, was definitely able to talk to a member of the team looking after the patient in hospital	*	*	70%	62%	60%	n.a.	63%
Q33. Patient was always involved in decisions about their care and treatment whilst in hospital	*	*	77%	67%	69%	n.a.	70%
Q34. Patient was always able to get help from ward staff when needed	*	*	84%	74%	77%	n.a.	77%
Q35. Patient was always able to discuss worries and fears with hospital staff	*	*	71%	68%	67%	n.a.	67%
Q36. Hospital staff always did everything they could to help the patient control pain	*	*	90%	88%	85%	n.a.	87%
Q37. Patient was always treated with respect and dignity while in hospital	*	*	90%	93%	90%	n.a.	91%
Q38. Patient received easily understandable information about what they should or should not do after leaving hospital	*	*	91%	91%	90%	n.a.	90%
Q39. Patient was always able to discuss worries and fears with hospital staff while being treated as an outpatient or day case	81%	75%	85%	79%	76%	n.a.	78%

IMD quintile tables

* Indicates where a score has been suppressed because there are less than 11 responses. n.a. Indicates that there were no respondents for that quintile group.

YOUR TREATMENT	IMD Quintile						
	1 (most deprived)	2	3	4	5 (least deprived)	Non-England	All
Q41_1. Beforehand patient completely had enough understandable information about surgery	82%	92%	90%	88%	90%	n.a.	90%
Q41_2. Beforehand patient completely had enough understandable information about chemotherapy	91%	89%	88%	86%	83%	n.a.	85%
Q41_3. Beforehand patient completely had enough understandable information about radiotherapy	75%	94%	95%	87%	85%	n.a.	87%
Q41_4. Beforehand patient completely had enough understandable information about hormone therapy	*	*	80%	89%	73%	n.a.	78%
Q41_5. Beforehand patient completely had enough understandable information about immunotherapy	*	*	77%	90%	80%	n.a.	82%
Q42_1. Patient completely had enough understandable information about progress with surgery	81%	87%	91%	84%	86%	n.a.	86%
Q42_2. Patient completely had enough understandable information about progress with chemotherapy	82%	78%	80%	76%	78%	n.a.	78%
Q42_3. Patient completely had enough understandable information about progress with radiotherapy	85%	83%	87%	77%	78%	n.a.	79%
Q42_4. Patient completely had enough understandable information about progress with hormone therapy	*	*	74%	68%	68%	n.a.	70%
Q42_5. Patient completely had enough understandable information about progress with immunotherapy	*	*	72%	83%	77%	n.a.	78%
Q43. Patient felt the length of waiting time at clinic and day unit for cancer treatment was about right	83%	83%	83%	82%	82%	n.a.	82%

IMMEDIATE AND LONG TERM SIDE EFFECTS	IMD Quintile						
	1 (most deprived)	2	3	4	5 (least deprived)	Non-England	All
Q44. Possible side effects from treatment were definitely explained in a way the patient could understand	75%	83%	82%	76%	74%	n.a.	76%
Q45. Patient was always offered practical advice on dealing with any immediate side effects from treatment	73%	74%	75%	71%	70%	n.a.	71%
Q46. Patient was given information that they could access about support in dealing with immediate side effects from treatment	90%	88%	92%	87%	88%	n.a.	89%
Q47. Patient felt possible long-term side effects were definitely explained in a way they could understand in advance of their treatment	62%	60%	63%	61%	58%	n.a.	59%
Q48. Patient was definitely able to discuss options for managing the impact of any long-term side effects	65%	51%	62%	56%	54%	n.a.	55%

SUPPORT WHILE AT HOME	IMD Quintile						
	1 (most deprived)	2	3	4	5 (least deprived)	Non-England	All
Q49. Care team gave family, or someone close, all the information needed to help care for the patient at home	64%	49%	59%	57%	56%	n.a.	56%
Q50. During treatment, the patient definitely got enough care and support at home from community or voluntary services	36%	55%	52%	47%	54%	n.a.	51%

CARE FROM YOUR GP PRACTICE	IMD Quintile						
	1 (most deprived)	2	3	4	5 (least deprived)	Non-England	All
Q51. Patient definitely received the right amount of support from their GP practice during treatment	35%	45%	49%	50%	49%	n.a.	49%
Q52. Patient has had a review of cancer care by GP practice	20%	24%	24%	21%	22%	n.a.	22%

IMD quintile tables

* Indicates where a score has been suppressed because there are less than 11 responses. n.a. Indicates that there were no respondents for that quintile group.

	IMD Quintile						
	1 (most deprived)	2	3	4	5 (least deprived)	Non-England	All
Q53. After treatment, the patient definitely could get enough emotional support at home from community or voluntary services	*	*	31%	38%	36%	n.a.	35%
Q54. The right amount of information and support was offered to the patient between final treatment and the follow up appointment	75%	78%	84%	82%	80%	n.a.	81%
Q55. Patient was given enough information about the possibility and signs of cancer coming back or spreading	54%	63%	67%	61%	61%	n.a.	61%

	IMD Quintile						
	1 (most deprived)	2	3	4	5 (least deprived)	Non-England	All
Q56. The whole care team worked well together	80%	95%	96%	92%	92%	n.a.	92%
Q57. Administration of care was very good or good	81%	91%	93%	88%	86%	n.a.	87%
Q58. Cancer research opportunities were discussed with patient	53%	57%	56%	51%	49%	n.a.	51%
Q59. Patient's average rating of care scored from very poor to very good	8.4	9.0	9.1	9.0	8.9	n.a.	8.9